



(11) **EP 1 616 013 B1**

(12) **EUROPEAN PATENT SPECIFICATION**

(45) Date of publication and mention of the grant of the patent:
27.07.2011 Bulletin 2011/30

(21) Application number: **04726719.0**

(22) Date of filing: **09.04.2004**

(51) Int Cl.:
C12N 15/82 (2006.01)

(86) International application number:
PCT/EP2004/003995

(87) International publication number:
WO 2004/090140 (21.10.2004 Gazette 2004/43)

(54) **METHODS AND MEANS FOR INCREASING THE TOLERANCE OF PLANTS TO STRESS CONDITIONS**

VERFAHREN UND MITTEL ZUR ERHÖHUNG DER TOLERANZ VON PFLANZEN GEGENÜBER STRESSBEDINGUNGEN

PROCEDES ET ELEMENTS DESTINES A AUGMENTER LA TOLERANCE DE PLANTES PAR RAPPORT A DES CONDITIONS DE STRESS

(84) Designated Contracting States:
AT BE BG CH CY CZ DE DK EE ES FI FR GB GR HU IE IT LI LU MC NL PL PT RO SE SI SK TR

(30) Priority: **09.04.2003 EP 03076044**
21.08.2003 US 496688 P

(43) Date of publication of application:
18.01.2006 Bulletin 2006/03

(73) Proprietor: **Bayer BioScience N.V.**
9052 Gent (BE)

(72) Inventor: **DE BLOCK, Marc**
B-9820 Merelbeke (BE)

(56) References cited:
WO-A-99/53050 WO-A-00//04173
WO-A-03/000898 WO-A-03/008540
US-A1- 2002 040 490

- **PANDA SATCHIDANANDA ET AL: "tej defines a role for poly(ADP-ribosyl)ation in establishing period length of the Arabidopsis circadian oscillator" DEVELOPMENTAL CELL, vol. 3, no. 1, July 2002 (2002-07), pages 51-61, XP009035930 ISSN: 1534-5807**
- **ALEXANDER BÜRKLE: "Physiology and pathophysiology of poly(ADP-ribosyl)ation" BIOESSAYS, vol. 23, no. 9, pages 795-806, XPP009120869**

EP 1 616 013 B1

Note: Within nine months of the publication of the mention of the grant of the European patent in the European Patent Bulletin, any person may give notice to the European Patent Office of opposition to that patent, in accordance with the Implementing Regulations. Notice of opposition shall not be deemed to have been filed until the opposition fee has been paid. (Art. 99(1) European Patent Convention).

Description**Field of the invention.**

5 **[0001]** The present invention relates to the use of poly (ADP-ribose) glycohydrolases in plants to increase the tolerance of plants to adverse growing conditions, including drought, high light intensities, high temperatures, nutrient limitations and the like. Methods and means are provided to produce plants that are tolerant to abiotic stress conditions.

Background to the invention

10 **[0002]** . Frequently, abiotic stress will lead either directly or indirectly to damage of the DNA of the cells of the plants exposed to the adverse conditions. Genomic damage, if left unrepaired, can lead to cell death. Tolerance to stress conditions exhibited by plants is the result of the ability of the plant cells exposed to the adverse conditions to reduce and/or repair the damage, and to survive.

15 **[0003]** Plant cells, like other eukaryotic cells, have evolved an elaborate DNA repair system. The activation of poly (ADP-ribose) polymerase (PARP) by DNA strand breaks is often one of the first cellular responses to DNA damage. PARP catalyzes the post-translational modification of proteins by adding successively molecules of ADP-ribose, obtained from the conversion of nicotineamide dinucleotide (NAD), to form multibranched polymers containing up to 200 ADP-ribose residues (about 40 residues in plants). The dependence of poly(ADP-ribose) synthesis on DNA strand breaks, and the presence of PARP in multiprotein complexes further containing key effectors of DNA repair, replication and transcription reactions, strongly suggests that this posttranslational modification is involved in metabolism of nucleic acids, and DNA repair. There are also indications that poly (ADP -ribose) synthesis is involved in regulation of cell cycle and cell death.

20 **[0004]** Poly (ADP-ribosylation) of proteins is transient in living cells. The poly (ADP-ribose) polymers are rapidly turned over, being converted to free ADP-ribose by the exoglycosidase and endoglycosidase activity of poly (ADP-ribose) glycohydrolase (PARG; E.C.3.2.1.143). The most proximal unit of ADP ribose on the protein acceptor is hydrolyzed by the action of another enzyme (ADP-ribosyl protein lyase).

25 **[0005]** In addition to this positive (DNA-repair associated) effect of PARP on cell survival, there is also a negative effect of PARP. The process of activating PARP upon DNA damage is associated with a rapid lowering of NAD⁺ levels, since each ADP-ribose unit transferred by PARP consumes one molecule of NAD⁺. NAD⁺ depletion in turn results in ATP depletion, because NAD⁺ resynthesis requires at least (depending on the biosynthesis pathway) three molecules of ATP per molecule of NAD⁺. Furthermore, NAD⁺ depletion block glyceraldehyde -3-phosphate dehydrogenase activity, which is required to resynthesize ATP during glycolysis. Finally, NAD⁺ is a key carrier of electrons needed to generate ATP via electron transport and oxidative phosphorylation.

30 **[0006]** The physiological consequence of NAD⁺ and ATP depletion has been established in the context of DNA-damage induced cell death. It has been shown that the completion of apoptosis is absolutely dependent on the presence of ATP and that, in the absence of this nucleotide, the type of cellular demise switches from apoptosis to necrosis. Since the cellular lysis associates with necrosis generates further damage to neighboring cells it is preferable for multicellular organisms to favor apoptotic cell death rather than necrosis.

35 **[0007]** It is thus very important to consider the delicate balance of positive and negative effects of the poly (ADP ribosyl)ation on the potential of a cell to survive DNA damage.

40 **[0008]** WO 00/04173 describes methods to modulate programmed cell death (PCD) in eukaryotic cells and organisms, particularly plant cells and plants, by introducing of "PCD modulating chimeric genes" influencing the expression and/or apparent activity of endogenous poly-(ADP-ribose) polymerase (PARP) genes. Programmed cell death may be inhibited or provoked. The invention particularly relates to the use of nucleotide sequences encoding proteins with PARP activity for modulating PCD, for enhancing growth rate or for producing stress tolerant cells and organisms.

45 **[0009]** PARG encoding genes have been identified in a number of animals such as *Rattus norvegicus* (Accession numbers: NM_031339, NW_043030, AB019366,), *Mus musculus* (Accession numbers: NT_039598, NM_003631, AF079557), *Homo sapiens* (Accession numbers: NT_017696; NM_003631, AF005043), *Bos taurus* (Accession numbers: NM_174138, U78975) *Drosophila melanogaster* (Accession number: AF079556)

50 **[0010]** In plants, a poly(ADP-ribose) glycohydrolase has been identified by map-based cloning of the wild-type gene inactivated in a mutant affected in clock-controlled transcription of genes in *Arabidopsis* and in photoperiod dependent transition from vegetative growth to flowering (*te*). The nucleotide sequence of the gene can be obtained from nucleotide databases under the accession number AF394690 (Panda et al., 2002 Dev. Cell. 3, 51-61).

55 **[0011]** US2002/040490 disclosed 999 isolated nucleotide compositions and sequences for *Arabidopsis thaliana* genes, including PARG, which find use in identifying homologous or related genes; in producing compositions that modulate the expression or function of its encoded protein, mapping functional regions of the protein; and in studying associated physiological pathways.

[0012] WO03/000898 describes methods to identify genes, the expression of which are altered in response to pathogen infection, as well as the about 5000 genes and their corresponding promoters identified thereby, of which two sequences (SEQ ID 550 and SEQ ID 3) appear to have high sequence identity with ParG gene sequences.

[0013] WO 03/008540 describes a total of 17506 abiotic stress responsive polynucleotides and polypeptides, as well as vectors, expression cassettes, host cells, and plants containing such polynucleotides. Also provided are methods for using such polynucleotides and polypeptides, for example, to alter the responsiveness of a plant to abiotic stress.

Summary of the invention

[0014] The invention provides a method to produce a plant tolerant to stress conditions comprising the steps of providing plant cells with a chimeric gene to create transgenic plant cells, wherein the chimeric gene comprises the following operably linked DNA fragments: a plant-expressible promoter; a DNA region, which when transcribed yields a ParG inhibitory RNA molecule; and a 3' end region involved in transcription termination and polyadenylation. A population of transgenic plant lines is regenerated from the transgenic plant cell; and a stress tolerant plant line is identified within the population of transgenic plant lines. The ParG inhibitory RNA molecule may comprise a nucleotide sequence of at least 20 consecutive nucleotides of the nucleotide sequence of the ParG gene present in the plant cell (the endogenous ParG gene). The ParG inhibitory RNA molecule may also comprise a nucleotide sequence of at least 20 consecutive nucleotides of the complement of the nucleotide sequence of the ParG gene present in the plant cell (the endogenous ParG gene). In yet another embodiment, the parG inhibitory RNA may comprise a sense region comprising a nucleotide sequence of at least 20 consecutive nucleotides of the nucleotide sequence of the ParG gene present in the plant cell and an antisense region comprising a nucleotide sequence of at least 20 consecutive nucleotides of the complement of the nucleotide sequence of the ParG gene present in the plant cell, wherein the sense and antisense region are capable of forming a double stranded RNA region comprising said at least 20 consecutive nucleotides. The chimeric gene may further comprise a DNA region encoding a self-splicing ribozyme between said DNA region coding for parG inhibitory RNA molecule and the 3' end region. Stress conditions may be selected from heat, drought, nutrient depletion, oxidative stress or high light conditions.

[0015] In yet another embodiment of the invention, a method is provided to produce a plant tolerant to stress conditions comprising the steps of providing plant cells with a chimeric gene to create transgenic plant cells, comprising a DNA region, which when transcribed yields a ParG inhibitory RNA molecule, whereby the DNA region comprises a nucleotide sequence of at least 21 to 100 nucleotides of a nucleotide sequence encoding a protein comprising the amino acid sequence of SEQ ID No 1, 2 or 16 or at least 21 to 100 nucleotides of a nucleotide sequence of SEQ ID 3, 4, 15 or 23 operably linked to a plant-expressible promoter and a 3' end region involved in transcription termination and polyadenylation; regenerating a population of transgenic plant lines from said transgenic plant cell; and identifying a stress tolerant plant line within the population of transgenic plant lines.

[0016] The invention also provides DNA molecules comprising a plant-expressible promoter, operably linked to a DNA region, which when transcribed yields a ParG inhibitory RNA molecule, and to a 3' end region involved in transcription termination and polyadenylation. The ParG inhibitory RNA molecule may comprise a nucleotide sequence of at least 20 consecutive nucleotides of the nucleotide sequence of the ParG gene present in the plant cell (the endogenous ParG gene). The ParG inhibitory RNA molecule may also comprise a nucleotide sequence of at least 20 consecutive nucleotides of the complement of the nucleotide sequence of the ParG gene present in the plant cell (the endogenous ParG gene). In yet another embodiment, the parG inhibitory RNA may comprise a sense region comprising a nucleotide sequence of at least 20 consecutive nucleotides of the nucleotide sequence of the ParG gene present in the plant cell and an antisense region comprising a nucleotide sequence of at least 20 consecutive nucleotides of the complement of the nucleotide sequence of the ParG gene present in the plant cell, wherein the sense and antisense region are capable of forming a double stranded RNA region comprising said at least 20 consecutive nucleotides. The chimeric gene may further comprise a DNA region encoding a self-splicing ribozyme between said DNA region coding for parG inhibitory RNA molecule and the 3' end region. The chimeric gene may also comprise a nucleotide sequence of at least 21 to 100 nucleotides of a nucleotide sequence encoding a protein comprising the amino acid sequence of SEQ ID No 1, 2 or 16 or at least 21 to 100 nucleotides of a nucleotide sequence of SEQ ID 3, 4, 15 or 23.

[0017] In yet another embodiment, the invention relates to plant cell comprising the DNA molecule of the invention and plants consisting essentially of such plant cells. Seeds and propagating material of such plants comprising the chimeric genes of the invention are also provided.

[0018] The invention also relates to a method for obtaining stress tolerant plants comprising the steps of subjecting a plant cell line or a plant or plant line, to mutagenesis; identifying those plant cells or plants that have a mutation in an endogenous ParG gene resulting in a reduction of the PARG activity; subjecting the identified plant cells or plants to stress conditions and identifying plant cells or plants that tolerate said stress conditions better than control plants. Alternatively, plant cells or plants may be selected for resistance to ParG inhibitors, such as gallotannines, and further treated as described in this paragraph.

Brief description of the figures.

[0019] Figure 1. Schematic representation of the poly-ADP ribose polymerization / depolymerization cycle by the action of PARP/PARG in a eukaryotic cell.

[0020] Figure 2. Diagram of the NAD⁺ and ATP content of *Arabidopsis* lines under high light stress. Dark boxes represent NAD content under high light conditions expressed as percentage of the value for NAD content determined under low light conditions. Light boxes represent ATP content under high light conditions expressed as percentage of the value for ATP content determined under low light conditions.

[0021] Figure 3. Diagram of the NAD⁺ and ATP content of corn lines under nitrogen depletion stress. Dark boxes represent NAD content while light boxes represent ATP content.

Detailed description of preferred embodiments

[0022] The invention is based, on the one hand, on the demonstration that cells from stress resistant plant lines comprising a chimeric gene reducing the PARP gene expression, exhibited a higher NAD/ATP content under adverse conditions than cells from untransformed plant lines. On the other hand, it has been observed that silencing of the expression of PARG encoding gene in tobacco using a transient silencing RNA vector based on satellite viruses resulted in a similar phenotype as that observed for silencing of PARP encoding gene using the same silencing system. Furthermore, silencing the expression of PARG encoding gene in plants, such as *Arabidopsis* and tobacco, resulted in plants that were more resistant to stress conditions, such as e.g. those imposed by high light conditions.

[0023] Although not intending to limit the invention to a specific mode of action, it is expected that silencing of PARG gene expression results in a similar phenotype as silencing of PARP gene expression for the following reasons. As can be seen from Figure 1, polymerization of ADP ribose catalyzed by PARP, consuming NAD, is followed by depolymerization of poly ADP ribose, catalyzed by PARG. Poly ADP ribosylation of the PARP protein itself results in inactivation of the PARP protein. The speed at which the ADP ribose polymerization / depolymerization cycle occurs in plant cells, leading to NAD depletion and consequently ATP depletion, can be slowed down or stopped by reduction of the PARP gene expression or of the enzymatic activity of PARP. As a result, plant cells, and plants comprising such cells are more resistant to adverse conditions. The data provided here indicate that a similar effect can be obtained through slowing down or stopping the cycle by reduction of the PARG gene expression or PARG activity.

[0024] The invention relates to reduction of plant cell death in response to adverse environmental conditions, and consequently to enhanced stress resistance, by altering the level of expression of ParG genes, or by altering the activity or the apparent activity of PARG proteins in that plant cell. Conveniently, the level of expression of ParG genes may be controlled genetically by introduction of chimeric genes altering the expression of ParG genes, or by altering the endogenous PARG encoding genes, including the expression signals.

[0025] In one embodiment of the invention, a method for producing plants tolerant to stress conditions or adverse growing conditions is provided comprising the steps of:

- providing plant cells with a chimeric gene to create transgenic plant cells, wherein the chimeric gene comprises the following operably linked DNA fragments:
 - a plant-expressible promoter;
 - a DNA region, which when transcribed yields a ParG inhibitory RNA molecule;
 - a 3' end region involved in transcription termination and polyadenylation;
- regenerating a population of transgenic plant lines from said transgenic plant cell; and
- identifying a stress tolerant plant line within said population of transgenic plant lines.

[0026] As used herein "a stress tolerant plant" or "a plant tolerant to stress conditions or adverse growing conditions" is a plant (particularly a plant obtained according to the methods of the invention), which, when subjected to adverse growing conditions for a period of time, such as but not limited to drought, high temperatures, limited supply of nutrients (particularly nitrogen), high light intensities, grows better than a control plant not treated according to the methods of the invention. This will usually be apparent from the general appearance of the plants and may be measured e.g., by increased biomass production, continued vegetative growth under adverse conditions or higher seed yield. Stress tolerant plants have a broader growth spectrum, i.e. they are able to withstand a broader range of climatological and other abiotic changes, without yield penalty. Biochemically, stress tolerance may be apparent as the higher NAD⁺-NADH /ATP content and lower production of reactive oxygen species of stress tolerant plants compared to control plants under stress condition. Stress tolerance may also be apparent as the higher chlorophyll content, higher photosynthesis and lower chlorophyll fluorescence under stress conditions in stress tolerant plants compared to control plants under the same conditions.

[0027] It will be clear that it is also not required that the plant be grown continuously under the adverse conditions for the stress tolerance to become apparent. Usually, the difference in stress tolerance between a plant or plant cell according to the invention and a control plant or plant cell will become apparent even when only a relatively short period of adverse conditions is encountered during growth.

[0028] As used herein, a "ParG inhibitory RNA molecule" is an RNA molecule that is capable of decreasing the expression of the endogenous PARG encoding genes of a plant cell, preferably through post-transcriptional silencing. It will be clear that even when a ParG inhibitory RNA molecule decreases the expression of a PARG encoding gene through post-transcriptional silencing, such an RNA molecule may also exert other functions within a cell, such as e.g. guiding DNA methylation of the endogenous ParG gene, again ultimately leading to decreased expression of the PARG encoding gene. Also, expression of the endogenous PARG encoding genes of a plant cell may be reduced by transcriptional silencing, e.g., by using RNAi or dsRNA targeted against the promoter region of the endogenous ParG gene.

[0029] As used herein, a "PARG encoding gene" or a "ParG gene" is a gene capable of encoding a PARG (poly ADP ribose glycohydrolase) protein, wherein the PARG protein catalyzes the depolymerization of poly ADP-ribose, by releasing free ADP ribose units either by endoglycolytic or exoglycolytic action.

[0030] PARG encoding genes may comprise a nucleotide sequence encoding a protein comprising the amino acid sequence of SEQ ID No 1 (*Arabidopsis thaliana*) or of SEQ ID No 2 (*Solanum tuberosum*) or of SEQ ID No 16 (*Oryza sativa*) or parts thereof, such as a DNA fragment comprising the nucleotide sequence of SEQ ID No. 3 or SEQ ID 4 or SEQ ID No 15. or SEQ ID 23 (*Zea mays*).

[0031] However, it will be clear that the skilled person can isolate variant DNA sequences from other plant species, by hybridization with a probe derived from the above mentioned PARG encoding genes from plant species, or even with a probe derived from the above mentioned PARG encoding genes from animal species. To this end, the probes should preferably have a nucleotide sequence comprising at least 40 consecutive nucleotides from the coding region of those mentioned PARG encoding genes sequences, preferably from the coding region of SEQ ID No 3 or SEQ ID No 4. The probes may however comprise longer regions of nucleotide sequences derived from the ParG genes, such as about 50, 60, 75, 100, 200 or 500 consecutive nucleotides from any of the mentioned ParG genes. Preferably, the probe should comprise a nucleotide sequence coding for one of the highly conserved regions of the catalytic domain, which have been identified by aligning the different PARG proteins from animals. These regions are also present in the identified PARG protein from *Arabidopsis thaliana* and comprise the amino acid sequence LXVDFANXXXGGG (corresponding to SEQ ID No 1 from the amino acid at position 252 to the amino acid at position 264; X may be any amino acid) LXVDFANXXXGGGXXXGXVQEEIRF (corresponding to SEQ ID No 1 from the amino acid at position 252 to the amino acid at position 277) or LXVDFANXXXGGGXXXGXVQEEIRFXXXPE (corresponding to SEQ ID No 1 from the amino acid at position 252 to the amino acid at position 282), TGXWGCXFXGD (corresponding to SEQ ID No 1 from the amino acid at position 449 to the amino acid at position 460) or TGXWGCXFXGDXXLKXXXQ (corresponding to SEQ ID No 1 from the amino acid at position 449 to the amino acid at position 468). Other conserved regions have the amino acid sequence DXXXRXXXXAIDA (corresponding to SEQ ID No 1 from the amino acid at position 335 to the amino acid at position 344) or REXXXAXXGF (corresponding to SEQ ID No 1 from the amino acid at position 360 to the amino acid at position 369) or GXXXSXYTGY (corresponding to SEQ ID No 1 from the amino acid at position 303 to the amino acid at position 313). Hybridization should preferably be under stringent conditions.

[0032] "Stringent hybridization conditions" as used herein mean that hybridization will generally occur if there is at least 95% and preferably at least 97% sequence identity between the probe and the target sequence. Examples of stringent hybridization conditions are overnight incubation in a solution comprising 50% formamide, 5 x SSC (150 mM NaCl, 15 mM trisodium citrate), 50 mM sodium phosphate (pH 7.6), 5x Denhardt's solution, 10% dextran sulfate, and 20 µg/ml denatured, sheared carrier DNA such as salmon sperm DNA, followed by washing the hybridization support in 0.1 x SSC at approximately 65°C, e.g. for about 10 min (twice). Other hybridization and wash conditions are well known and are exemplified in Sambrook et al, *Molecular Cloning: A Laboratory Manual*, Second Edition, Cold Spring Harbor, NY (1989), particularly chapter 11.

[0033] Alternatively, ParG encoding genes or parts thereof may also be isolated by PCR based techniques, using as primers oligonucleotides comprising at least 20 consecutive nucleotides from a nucleotide sequence of the mentioned PARG encoding genes or the complement thereof. Such primers may comprise a nucleotide sequence encoding a conserved region, as mentioned above, or be complementary to such a nucleotide sequence. Oligonucleotides which may be used for that purpose may comprise the nucleotide sequence of either or SEQ ID No.5, SEQ ID No 6., SEQ ID No. 7 or SEQ ID No. 8. Oligonucleotides which may be used may also be degenerate, such as the oligonucleotide primers of SEQ ID No 17, SEQ ID No 18, SEQ ID No 19; SEQ ID No 20, SEQ ID No 21 or SEQ ID No 22.

[0034] Specific PCR fragments from ParG genes may e.g., be obtained by using combinations of the oligonucleotides having the nucleotide sequence of SEQ ID No. 5 and SEQ ID No 6 using e.g., *Arabidopsis* genomic DNA or cDNA as a template DNA, or by using combinations of the oligonucleotides having the nucleotide sequence of SEQ ID No. 7 and SEQ ID No 8 using e.g., potato genomic DNA or cDNA as a template DNA, under stringent annealing conditions.

[0035] The isolated sequences may encode a functional PARG protein or a part thereof. Preferably the isolated

sequences should comprise a nucleotide sequence coding for one or more of the highly conserved regions from the catalytic domain of PARG proteins as mentioned elsewhere.

[0036] However, for the purpose of the invention is not required that the isolated sequences encode a functional ParG protein nor that a complete coding region is isolated. Indeed, all that is required for the invention is that a chimeric gene can be designed or produced, based on the identified or isolated sequence of the endogenous ParG gene from a plant, which is capable of producing a ParG inhibitory RNA. Several alternative methods are available to produce such a ParG inhibitory RNA molecule.

[0037] In one embodiment, the ParG inhibitory RNA molecule encoding chimeric gene is based on the so-called antisense technology. In other words, the coding region of the chimeric gene comprises a nucleotide sequence of at least 20 consecutive nucleotides of the complement of the nucleotide sequence of the endogenous ParG gene of the plant cell or plant, the expression of which is targeted to be reduced. Such a chimeric gene may be conveniently constructed by operably linking a DNA fragment comprising at least 20 nucleotides from the isolated or identified ParG gene, or part of such a gene, in inverse orientation, to a plant expressible promoter and 3' end formation region involved in transcription termination and polyadenylation. It will be immediately clear that there is no need to know the exact nucleotide sequence or complete nucleotide sequence of such a DNA fragment from an isolated ParG gene.

[0038] In another embodiment the ParG inhibitory RNA molecule encoding chimeric gene is based on the so-called co-suppression technology. In other words, the coding region of the chimeric gene comprises a nucleotide sequence of at least 20 consecutive nucleotides of the nucleotide sequence of the endogenous ParG gene of the plant cell or plant, the expression of which is targeted to be reduced. Such a chimeric gene may be conveniently constructed by operably linking a DNA fragment comprising at least 20 nucleotides from the isolated or identified ParG gene, or part of such a gene, in direct orientation, to a plant expressible promoter and 3' end formation region involved in transcription termination and polyadenylation. Again it is not required to know the exact nucleotide sequence of the used DNA fragment from the isolated ParG gene.

[0039] The efficiency of the above mentioned chimeric genes in reducing the expression of the endogenous ParG gene may be further enhanced by inclusion of DNA elements which result in the expression of aberrant, unpolyadenylated ParG inhibitory RNA molecules. One such DNA element suitable for that purpose is a DNA region encoding a self-splicing ribozyme, as described in WO 00/01133.

[0040] The efficiency of the above mentioned chimeric genes in reducing the expression of the endogenous ParG gene of a plant cell may also be further enhanced by including into one plant cell simultaneously a chimeric gene as herein described encoding a antisense ParG inhibitory RNA molecule and a chimeric gene as herein described encoding a sense ParG inhibitory RNA molecule, wherein said antisense and sense ParG inhibitory RNA molecules are capable of forming a double stranded RNA region by base pairing between the mentioned at least 20 consecutive nucleotides, as described in WO 99/53050.

[0041] As further described in WO 99/53050, the sense and antisense ParG inhibitory RNA regions, capable of forming a double stranded RNA region may be present in one RNA molecule, preferably separated by a spacer region. The spacer region may comprise an intron sequence. Such a chimeric gene may be conveniently constructed by operably linking a DNA fragment comprising at least 20 nucleotides from the isolated or identified endogenous ParG gene, the expression of which is targeted to be reduced, in an inverted repeat, to a plant expressible promoter and 3' end formation region involved in transcription termination and polyadenylation. To achieve the construction of such a chimeric gene, use can be made of the vectors described in WO 02/059294

[0042] An embodiment of the invention thus concerns a method for obtaining a stress tolerant plant line comprising the steps of

- providing plant cells with a chimeric gene to create transgenic plant cells, wherein the chimeric gene comprises the following operably linked DNA fragments:
 - a plant-expressible promoter;
 - a DNA region, which when transcribed yields a ParG inhibitory RNA molecule comprising a nucleotide sequence of at least 20 consecutive nucleotides of the nucleotide sequence of the ParG gene present in said plant cell; or
 - a DNA region, which when transcribed yields a ParG inhibitory RNA molecule comprising a nucleotide sequence of at least 20 consecutive nucleotides of the complement of the nucleotide sequence of the ParG gene present in said plant cell; or
 - a DNA region, which when transcribed yields a ParG inhibitory RNA molecule comprising a sense region comprising a nucleotide sequence of at least 20 consecutive nucleotides of the nucleotide sequence of the ParG gene present in said plant cell and an antisense region comprising a nucleotide sequence of at least 20 consecutive nucleotides of the complement of the nucleotide sequence of the ParG gene present in said plant cell, wherein said sense and antisense region are capable of forming a double stranded RNA region comprising said at least 20 consecutive nucleotides.

- a 3' end region involved in transcription termination and polyadenylation;
- regenerating a population of transgenic plant lines from said transgenic plant cell; and
- identifying a stress tolerant plant line within said population of transgenic plant lines.

5

[0043] As used herein "comprising" is to be interpreted as specifying the presence of the stated features, integers, steps or components as referred to, but does not preclude the presence or addition of one or more features, integers, steps or components, or groups thereof. Thus, e.g., a nucleic acid or protein comprising a sequence of nucleotides or amino acids, may comprise more nucleotides or amino acids than the actually cited ones, i.e., be embedded in a larger nucleic acid or protein. A chimeric gene comprising a DNA region which is functionally or structurally defined, may comprise additional DNA regions etc.

10

[0044] It will thus be clear that the minimum nucleotide sequence of the antisense or sense RNA region of about 20 nt of the ParG coding region may be comprised within a larger RNA molecule, varying in size from 20 nt to a length equal to the size of the target gene.

15

[0045] The mentioned antisense or sense nucleotide regions may thus be about from about 21 nt to about 5000 nt long, such as 21 nt, 40 nt, 50 nt, 100nt, 200 nt, 300nt, 500nt, 1000 nt, 2000 nt or even about 5000 nt or larger in length.

20

[0046] Moreover, it is not required for the purpose of the invention that the nucleotide sequence of the used inhibitory ParG RNA molecule or the encoding region of the chimeric gene, is completely identical or complementary to the endogenous ParG gene the expression of which is targeted to be reduced in the plant cell. The longer the sequence, the less stringent the requirement for the overall sequence identity is. Thus, the sense or antisense regions may have an overall sequence identity of about 40 % or 50% or 60 % or 70% or 80% or 90 % or 100% to the nucleotide sequence of the endogenous ParG gene or the complement thereof. However, as mentioned antisense or sense regions should comprise a nucleotide sequence of 20 consecutive nucleotides having about 100% sequence identity to the nucleotide sequence of the endogenous ParG gene. Preferably the stretch of about 100 % sequence identity should be about 50,

25

75 or 100 nt.

[0047] For the purpose of this invention, the "sequence identity" of two related nucleotide sequences, expressed as a percentage, refers to the number of positions in the two optimally aligned sequences which have identical residues (x100) divided by the number of positions compared. A gap, i.e. a position in an alignment where a residue is present in one sequence but not in the other is regarded as a position with non-identical residues. The alignment of the two sequences is performed by the Needleman and Wunsch algorithm (Needleman and Wunsch 1970) Computer-assisted sequence alignment, can be conveniently performed using standard software program such as GAP which is part of the Wisconsin Package Version 10.1 (Genetics Computer Group, Madison, Wisconsin, USA) using the default scoring matrix with a gap creation penalty of 50 and a gap extension penalty of 3.

30

[0048] It will be clear that whenever nucleotide sequences of RNA molecules are defined by reference to nucleotide sequence of corresponding DNA molecules, the thymine (T) in the nucleotide sequence should be replaced by uracil (U). Whether reference is made to RNA or DNA molecules will be clear from the context of the application.

35

[0049] It will also be clear that chimeric genes capable of producing inhibitory ParG genes for a particular ParG gene in a particular plant variety or plant species, may also be used to inhibit ParG gene expression in other plant varieties or plant species. Indeed, when sufficient homology exists between the ParG inhibitory RNA region and the ParG gene, or when the ParG genes share the same stretch of 19 nucleotides, expression of those other genes will also be down-regulated.

40

[0050] In view of the potential role of ParG in nucleic acid metabolism, it may be advantageous that the expression of the endogenous ParG gene by the ParG inhibitory RNA is not completely inhibited. Downregulating the expression of a particular gene by gene silencing through the introduction of a chimeric gene encoding ParG inhibitory RNA will result in a population of different transgenic lines, exhibiting a distribution of different degrees of silencing of the ParG gene. The population will thus contain individual transgenic plant lines, wherein the endogenous ParG gene is silenced to the required degree of silencing. A person skilled in the art can easily identify such plant lines, e.g. by subjecting the plant lines to a particular adverse condition, such a high light intensity, oxidative stress, drought, heat etc. and selecting those plants which perform satisfactory and survive best the treatment.

45

[0051] As used herein, the term "promoter" denotes any DNA which is recognized and bound (directly or indirectly) by a DNA-dependent RNA-polymerase during initiation of transcription. A promoter includes the transcription initiation site, and binding sites for transcription initiation factors and RNA polymerase, and can comprise various other sites (e.g., enhancers), at which gene expression regulatory proteins may bind.

50

[0052] The term "regulatory region", as used herein, means any DNA, that is involved in driving transcription and controlling (i.e., regulating) the timing and level of transcription of a given DNA sequence, such as a DNA coding for a protein or polypeptide. For example, a 5' regulatory region (or "promoter region") is a DNA sequence located upstream (i.e., 5') of a coding sequence and which comprises the promoter and the 5'-untranslated leader sequence. A 3' regulatory region is a DNA sequence located downstream (i.e., 3') of the coding sequence and which comprises suitable transcription

55

termination (and/or regulation) signals, including one or more polyadenylation signals.

[0053] In one embodiment of the invention the promoter is a constitutive promoter. In another embodiment of the invention, the promoter activity is enhanced by external or internal stimuli (inducible promoter), such as but not limited to hormones, chemical compounds, mechanical impulses, abiotic or biotic stress conditions. The activity of the promoter

may also regulated in a temporal or spatial manner (tissue-specific promoters; developmentally regulated promoters).
[0054] For the purpose of the invention, the promoter is a plant-expressible promoter. As used herein, the term "plant-expressible promoter" means a DNA sequence which is capable of controlling (initiating) transcription in a plant cell. This includes any promoter of plant origin, but also any promoter of non-plant origin which is capable of directing transcription in a plant cell, i.e., certain promoters of viral or bacterial origin such as the CaMV35S (Hapster et al., 1988), the subterranean clover virus promoter No 4 or No 7 (WO9606932), or T-DNA gene promoters but also tissue-specific or organ-specific promoters including but not limited to seed-specific promoters (e.g., WO89/03887), organ-primordia specific promoters (An et al., 1996), stem-specific promoters (Keller et al., 1988), leaf specific promoters (Hudspeth et al., 1989), mesophyl-specific promoters (such as the light-inducible Rubisco promoters), root-specific promoters (Keller et al., 1989), tuber-specific promoters (Keil et al., 1989), vascular tissue specific promoters (Peleman et al., 1989), stamen-selective promoters (WO 89/10396, WO 92/13956), dehiscence zone specific promoters (WO 97/13865) and the like.

[0055] Methods for the introduction of chimeric genes into plants are well known in the art and include *Agrobacterium*-mediated transformation, particle gun delivery, microinjection, electroporation of intact cells, polyethyleneglycol-mediated protoplast transformation, electroporation of protoplasts, liposome-mediated transformation, silicon-whiskers mediated transformation etc. The transformed cells obtained in this way may then be regenerated into mature fertile plants.

[0056] The transgenic plant cells and plant lines according to the invention may further comprise chimeric genes which will reduce the expression of PARP genes as described in WO 00/04173. These further chimeric genes may be introduced e.g. by crossing the transgenic plant lines of the current invention with transgenic plants containing PARP gene expression reducing chimeric genes. Transgenic plant cells or plant lines may also be obtained by introducing or transforming the chimeric genes of the invention into transgenic plant cells comprising the PARP gene expression reducing chimeric genes or vice versa. Alternatively, the PARP and PARG inhibitory RNA regions may be encoded by one chimeric gene and transcribed as one RNA molecule.

[0057] The chimeric genes of the invention (or the inhibitory RNA molecules corresponding thereto) may also be introduced into plant cells in a transient manner, e.g using the viral vectors, such as viral RNA vectors as described in WO 00/63397 or WO 02/13964.

[0058] Having read this specification, it will be immediately clear to the skilled artisan, that mutant plant cells and plant lines, wherein the PARG activity is reduced may be used to the same effect as the transgenic plant cells and plant lines described herein. Mutants in ParG gene of a plant cell or plant may be easily identified using screening methods known in the art, whereby chemical mutagenesis, such as e.g., EMS mutagenesis, is combined with sensitive detection methods (such as e.g., denaturing HPLC). An example of such a technique is the so-called "Targeted Induced Local Lesions in Genomes" method as described in McCallum et al, Plant Physiology 123 439-442 or WO 01/75167. However, other methods to detect mutations in particular genome regions or even alleles, are also available and include screening of libraries of existing or newly generated insertion mutant plant lines, whereby pools of genomic DNA of these mutant plant lines are subjected to PCR amplification using primers specific for the inserted DNA fragment and primers specific for the genomic region or allele, wherein the insertion is expected (see e.g. Maes et al., 1999, Trends in Plant Science, 4, pp 90-96).

[0059] Plant cell lines and plant lines may also be subjected to mutagenesis by selection for resistance to ParG inhibitors, such as gallotannines . (Ying, et al. (2001). Proc. Natl. Acad. Sci. USA 98(21), 12227-12232; Ying, W., Swanson, R.A. (2000). NeuroReport 11 (7), 1385-1388.

[0060] Thus, methods are available in the art to identify plant cells and plant lines comprising a mutation in the ParG gene. This population of mutant cells or plant lines can then be subjected to different abiotic stresses, and their phenotype or survival can be easily determined. Additionally, the NAD and/or the ATP content of the stressed cells can be determined and compared to results of such determinations of unstressed cells. In stress tolerant cells, the reduction of NAD content under stress conditions should when compared with unstressed cells, should be lower than for corresponding control cells.

[0061] It is also an object of the invention to provide plant cells and plants containing the chimeric genes or the RNA molecules according to the invention. Gametes, seeds, embryos, either zygotic or somatic, progeny or hybrids of plants comprising the chimeric genes of the present invention, which are produced by traditional breeding methods are also included within the scope of the present invention.

[0062] The plants obtained by the methods described herein may be further crossed by traditional breeding techniques with other plants to obtain stress tolerant progeny plants comprising the chimeric genes of the present invention.

[0063] The methods and means described herein are believed to be suitable for all plant cells and plants, both dicotyledonous and monocotyledonous plant cells and plants including but not limited to cotton, Brassica vegetables, oilseed rape, wheat, corn or maize, barley, alfalfa, peanuts, sunflowers, rice, oats, sugarcane, soybean, turf grasses, barley,

EP 1 616 013 B1

rye, sorghum, sugar cane, vegetables (including chicory, lettuce, tomato, zucchini, bell pepper, eggplant, cucumber, melon, onion, leek), tobacco, potato, sugarbeet, papaya, pineapple, mango, *Arabidopsis thaliana*, but also plants used in horticulture, floriculture or forestry (poplar, fir, eucalyptus etc.).

[0064] The following non-limiting Examples describe method and means for increasing stress tolerance in plants according to the invention.

[0065] Unless stated otherwise in the Examples, all recombinant DNA techniques are carried out according to standard protocols as described in Sambrook et al. (1989) *Molecular Cloning: A Laboratory Manual*, Second Edition, Cold Spring Harbor Laboratory Press, NY and in Volumes 1 and 2 of Ausubel et al. (1994) *Current Protocols in Molecular Biology*, Current Protocols, USA. Standard materials and methods for plant molecular work are described in *Plant Molecular Biology Labfax* (1993) by R.D.D. Croy, jointly published by BIOS Scientific Publications Ltd (UK) and Blackwell Scientific Publications, UK. Other references for standard molecular biology techniques include Sambrook and Russell (2001) *Molecular Cloning: A Laboratory Manual*, Third Edition, Cold Spring Harbor Laboratory Press, NY, Volumes I and II of Brown (1998) *Molecular Biology LabFax*, Second Edition, Academic Press (UK). Standard materials and methods for polymerase chain reactions can be found in Dieffenbach and Dveksler (1995) *PCR Primer: A Laboratory Manual*, Cold Spring Harbor Laboratory Press, and in McPherson et al. (2000) *PCR - Basics: From Background to Bench*, First Edition, Springer Verlag, Germany.

[0066] Throughout the description and Examples, reference is made to the following sequences:

[0067] SEQ ID N°1: amino acid sequence of the ParG protein from *Arabidopsis thaliana*.

[0068] SEQ ID N°2: amino acid sequence of part of the ParG protein from *Solanum tuberosum*.

[0069] SEQ ID N°3: nucleotide sequence encoding the ParG protein from *Arabidopsis thaliana*.

[0070] SEQ ID N°4: nucleotide sequence encoding the part of the ParG protein from *Solanum tuberosum*.

[0071] SEQ ID N°5: nucleotide sequence of an oligonucleotide primer suitable for PCR amplification of part of a ParG protein encoding DNA fragment.

[0072] SEQ ID N°6: nucleotide sequence of an oligonucleotide primer suitable for PCR amplification of part of a ParG protein encoding DNA fragment.

[0073] SEQ ID N°7: nucleotide sequence of an oligonucleotide primer suitable for PCR amplification of part of a ParG protein encoding DNA fragment.

[0074] SEQ ID N°8: nucleotide sequence of an oligonucleotide primer suitable for PCR amplification of part of a ParG protein encoding DNA fragment.

[0075] SEQ ID N°9: nucleotide sequence of the T-DNA vector containing the ParG expression reducing chimeric gene based on the *Arabidopsis* ParG gene sequence.

[0076] SEQ ID N°10: amino acid sequence of conserved sequence 1 of PARG proteins.

[0077] SEQ ID N°11: amino acid sequence of conserved sequence 2 of PARG proteins.

[0078] SEQ ID N°12: amino acid sequence of conserved sequence 3 of PARG proteins.

[0079] SEQ ID N°13: amino acid sequence of conserved sequence 4 of PARG proteins.

[0080] SEQ ID N°14: amino acid sequence of conserved sequence 5 of PARG proteins.

[0081] SEQ ID N°15: nucleotide sequence of the ParG protein from *Oryza sativa*.

[0082] SEQ ID N°16: amino acid sequence of the ParG protein from *Oryza sativa*.

[0083] SEQ ID N° 17: nucleotide sequence of an oligonucleotide primer PG1 suitable for PCR amplification of part of a ParG protein encoding DNA fragment.

[0084] SEQ ID N° 18: nucleotide sequence of an oligonucleotide primer PG2 suitable for PCR amplification of part of a ParG protein encoding DNA fragment.

[0085] SEQ ID N° 19: nucleotide sequence of an oligonucleotide primer PG3 suitable for PCR amplification of part of a ParG protein encoding DNA fragment.

[0086] SEQ ID N° 20: nucleotide sequence of an oligonucleotide primer PG4 suitable for PCR amplification of part of a ParG protein encoding DNA fragment.

[0087] SEQ ID N° 21: nucleotide sequence of an oligonucleotide primer PG5 suitable for PCR amplification of part of a ParG protein encoding DNA fragment.

[0088] SEQ ID N° 22: nucleotide sequence of an oligonucleotide primer PG6 suitable for PCR amplification of part of a ParG protein encoding DNA fragment.

[0089] SEQ ID N°23: nucleotide sequence encoding a ParG protein from *Zea mays*.

[0090] SEQ ID N°24: nucleotide sequence of a T-DNA vector comprising a chimeric gene capable of reducing PARG expression

[0091] SEQ ID N°25: nucleotide sequence of a T-DNA vector comprising a chimeric gene capable of reducing PARG expression

[0092] Examples

Example 1. Analysis of the influence of stress on energy production efficiency of transgenic stress tolerant plant lines containing PARP gene expression reducing chimeric genes.

[0093] Hypocotyls of transgenic *Brassica napus* plants comprising PARP gene expression reducing chimeric genes as described in WO 00/04173 were cultivated for 5 days on a growth medium. Explants were then transferred to liquid medium comprising 30 mg/L aspirin or acetylsalicylic acid (resulting in oxidative stress conditions) for one day. In control experiments, hypocotyls of non-transgenic *Brassica napus* plants N90-740 were cultivated on the same growth medium and then incubated for one day in liquid medium comprising 30 mg/L aspirin. In addition, hypocotyls of both the transgenic lines and the control line were cultivated on the same growth medium without aspirin.

[0094] After the cultivation period, the ATP content of 125 explants was determined for each experiment. Additionally, the oxygen consumed in 3 hours by 125 explants was determined. The results are summarized in Table 1. The standard error of the mean was less than 6%. Whereas, the ratio of moles ATP per mg consumed oxygen in the control plants decreased in the control plants when oxidative stress was applied, the same ratio in the stress tolerant transgenic plant lines actually increased under stress conditions, and was considerably higher (about 24%) than in the control plants. The stress resistant transgenic lines thus maintained an constant energy production efficiency, whereas the control lines exhibited an decreased energy production efficiency. In addition, superoxide production, expressed as a percentage of superoxide production in control plants not subjected to the oxidative stress, did not increase in stress tolerant plants subjected to stress conditions.

[0095]

Table 1. Influence of stress on energy production efficiency of 5 days cultured *Brassica napus* hypocotyl explants.

Plant line	Stress	moles ATP per 125 explants	O ₂ mg/L consumed in 3 hrs by 125 explants	moles ATP	Superoxide production
				mg consumed O ₂	
N90-740 (control)	None	12.4 x 10 ⁻⁷	2.96	4.19 x 10 ⁻⁷	100%
	30mg/L aspirin	13.2 x 10 ⁻⁷	4.06	3.25 x 10 ⁻⁷	167%
Transgenic line	None	9.3 x 10 ⁻⁷	2.33	3.99 x 10 ⁻⁷	108%
	30mg/L aspirin	11.4 x 10 ⁻⁷	2.82	4.04 x 10 ⁻⁷	100%

[0096] In another experiment, the NAD⁺ and ATP content of 4 different transgenic *Arabidopsis* lines comprising PARP gene expression reducing chimeric genes as described in WO 00/04173 were determined under high and low light conditions, and compared to the values obtained for a non transformed control line under the same conditions. The 4 different lines exhibited different degrees of stress resistance as exhibited e.g. by their ability to withstand heat and/or drought conditions. The values obtained for the NAD and ATP contents under high light stress are expressed as a percentage of the values for the NAD and ATP contents under low light conditions, and are plotted in Figure 2.

[0097] The results show that high light stress leads to a significant NAD reduction in control plant cells and in the transgenic plant line which is the least stress resistant. The more stress resistant the transgenic plant lines are, the less significant the NAD reduction is under high light stress conditions.

[0098] In another experiment, the NAD⁺ and ATP content of a segregating population resulting from a cross between transgenic corn lines comprising PARP gene expression reducing chimeric genes as described in WO 00/04173 and an untransformed corn line, were determined under conditions of nutrient (nitrogen) depletion, and compared to the values obtained for a non transformed control line under the same conditions. Figure 3 is a graphic representation of the of the obtained results. Hemizygous and azygous lines were discriminated by verification for the presence of the selectable marker gene. The NAD and ATP content was significantly higher in the hemizygous, stress tolerant plants than in the untransformed control plants or the azygous plants.

Example 2. Construction of ParG gene expression reducing chimeric genes.

[0099] To reduce the expression of the PARG gene e.g. in *Arabidopsis* and related plants, a chimeric gene was constructed which is capable expressing a dsRNA comprising both a sense and antisense region which can form a double stranded RNA. Such dsRNA is very effective in reducing the expression of the genes with which is shares sequence homology, by post-transcriptional silencing. The chimeric gene comprises the following DNA fragments:

- A promoter region from Cauliflower mosaic Virus (CaMV 35S);

EP 1 616 013 B1

- A DNA fragment comprising 163 bp from the ParG gene from *Arabidopsis thaliana* in direct orientation (Genbank Accession number AF394690 from nucleotide position 973 to 1135);
- A DNA fragment encoding intron 2 from the pdk gene from *Flaveria*;
- The DNA fragment comprising 163 bp from the ParG gene from *Arabidopsis thaliana* in inverted orientation (Genbank Accession number AF394690 from nucleotide position 973 to 1135)
- A fragment of the 3' untranslated end from the octopine synthetase gene from *Agrobacterium tumefaciens*.

[0100] This chimeric gene was introduced in a T-DNA vector, between the left and right border sequences from the T-DNA, together with a selectable marker gene providing resistance to the herbicide phosphinotricin.

[0101] To reduce the expression of the PARG gene e.g. in potatoes and related plants, a chimeric gene is constructed which is capable expressing a dsRNA comprising both a sense and antisense region of a cDNA sequence from potato, that is capable of encoding a protein having high sequence identity with the N-terminal part of the *Arabidopsis* PARG protein. The chimeric gene comprises the following DNA fragments:

- A promoter region from Cauliflower mosaic Virus (CaMV 35S);
- A DNA fragment comprising a sequence of at least 100 bp from ParG homologue from *Solanum tuberosum* in direct orientation (Genbank Accession number BE340510);
- A DNA fragment encoding intron 2 from the pdk gene from *Flaveria*;
- The DNA fragment comprising the sequence of at least 100 bp from ParG homologue from *Solanum tuberosum* in inverted orientation (Genbank Accession number BE340510);
- A fragment of the 3' untranslated end from the octopine synthetase gene from *Agrobacterium tumefaciens*

[0102] This chimeric gene is introduced in a T-DNA vector, between the left and right border sequences from the T-DNA, together with a selectable marker gene providing resistance to the herbicide phosphinotricin.

Example 3. Analysis of transgenic plant lines comprising ParG gene expression reducing chimeric genes.

[0103] The chimeric genes of Example 2 are introduced into *Arabidopsis* or potato respectively, by *Agrobacterium* mediated transformation.

[0104] The population of obtained transgenic lines is subjected to the following stress conditions, together with control plants:

- Increased heat for a period of days (greenhouse) or hours (in vitro)
- Drought for a period of days
- High light conditions for a period of days
- Nutrient depletion

[0105] Individual plant lines surviving well the above mentioned stress conditions are selected.

[0106] The NAD content and ATP content for the above mentioned plants is determined under control and stress conditions.

Example 4. Quantitative determination of NAD, ATP and superoxide radicals in plant cells.

[0107] Quantification of ATP in plant tissues was done basically as described by Rawlyer et al. (1999), *Plant Physiol.* 120, 293-300. The assay was used for the determination of the ATP content of hypocotyl explants that were cultured for 4-5 days on A2S3 medium or 2 weeks old *in vitro* cultured *Arabidopsis* plants. All manipulations are performed on crushed ice unless otherwise indicated.

[0108] ATP extraction

- Freeze plant material with liquid nitrogen

- 100 hypocotyl explants

- ± 700mg *Arabidopsis* plants (roots + shoots) (about 32-37 18-days old C24 plants)

- Put frozen hypocotyls in mortar and add 6ml of 6% perchloric acid.
- Extraction can be done at room temperature using a pestle. After extraction, put samples as soon as possible on ice.
- Centrifuge at 24,000g (Sorvall, SS34 rotor at 14,000rpm) for 10min. at 4°C.
- The supernatant is neutralized with 5M K₂CO₃ (add 350µl of 5M K₂CO₃ to 3ml of supernatant).

EP 1 616 013 B1

- KClO_4 is removed by spinning as described above.

[0109] Quantitative bioluminescent determination of ATP

- 5
- The ATP bioluminescent assay kit from Sigma is used (FL-AA).
 - Dilute extract 6000 x (about 6 mL extract from which 100 μ l is taken, that is diluted 1000 times) The dilutions are made with the 'ATP assay mix dilution buffer' (FL-AAB) of the ATP bioluminescent assay kit
 - The amount of light that is produced is measured with the TD-20/20 luminometer of Turner Designs (Sunnyvale, USA).
 - Standard curve: dissolve ATP standard of kit (FL-AAS) in 10ml of water (2×10^{-6} moles)
- 10

[0110] Quantification of NAD⁺ and NADH in plant tissues was performed, essentially as described by Karp et al. (1983) or Filipovic et al. (1999) on the following plant material:

15 Brassica napus: 150 5-days cultured hypocotyl explants/sample *Arabidopsis*: 1000mg 18-days old in vitro grown plants (shoots + roots)/sample (corresponds to ± 60 C24 plants)

[0111] Assay solution

20 (A) For measuring NADH: 25mM potassium phosphate buffer pH7
0.1mM DTT
3 μ M FMN (Fluka, 83810)
30 μ M n-decanal (Sigma, D-7384)

25 (B) For measuring NAD⁺ + NADH:

idem as for measuring NADH alone + 2 μ g/mL alcohol dehydrogenase (Roche, 102 717)

[0112] Extraction

- 30
- Freeze with liquid nitrogen
 - Put frozen plant material in cooled mortar (cooled at -20°C) and add 5mL extraction buffer
 - Grind material using a pestle
 - Centrifuge at 24 000g (Sorvall, SS34 rotor at 14 000rpm) for 15 minutes at 4°C
 - Take 1 mL of supernatant for analysis
- 35

[0113] Assay

NADH

- 40
- 390 μ L of assay solution A
 - + 10 μ L extract
 - + 2 μ L NAD(P)H:FMN oxidoreductase
 - + 100 μ L luciferase solution

NAD⁺ + NADH

- 45
- 390 μ L of assay solution B
 - + 10 μ L extract
 - 2 minutes at room temperature
 - + 2 μ L NAD(P)H:FMN oxidoreductase
- 50
- + 100 μ L luciferase solution

The amount of light that is produced is measured with the TD-20/20 luminometer of Turner Designs (Sunnyvale, USA)

NADH-standard

NADH stock solution: 1 mM (7.1mg/10mL H₂O) NADH: disodium salt, Roche, 107 735

55 Dilution series in 10mM potassium phosphate buffer pH7: (10^{-2}); 5×10^{-3} ; 2×10^{-3} ; 10^{-3} ; 5×10^{-4}

Add 10 μ L of dilutions in 390 μ L of assay solution A and perform reaction Make standard curve

[0114] Superoxide radicals production was measured by quantifying the reduction of XTT as described in De Block and De Brouwer (2002) Plant Physiol. Biochem. 40, 845-852

EP 1 616 013 B1

[0115] BRASSICA NAPUS

[0116] Media and reaction buffers

Sowing medium (medium 201):

- 5 Half concentrated Murashige and Skoog salts
 2% sucrose
 pH 5.8
 0.6% agar (Difco Bacto Agar)
10 250mg/l triacillin

Callus inducing medium A2S3:

- MS medium, 0.5g/l Mes (pH 5.8), 3% sucrose, 40mg/l adenine-SO₄,
15 0.5% agarose, 1mg/l 2,4-D, 0.25mg/l NAA, 1mg/l BAP, 250mg/l triacillin

Incubation medium:

- 25mM K-phosphate buffer pH5.8
 2% sucrose
20 1 drop Tween20 for 25ml medium

Reaction buffer:

- 50mM K-phosphate buffer pH7.4
25 1 mM sodium,3'-{1-[phenylamino-carbonyl]-3,4-tetrazolium}-bis(4-methoxy-6-nitro) = XTT (bts, Germany, cat n°
 2525)
 1 drop Tween20 for 25ml buffer

- 30 **[0117]** Sterilization of seeds - pregermination of seeds - growing of the seedlings. Seeds are soaked in 70% ethanol
 for 2 min, then surface-sterilized for 15 min in a sodium hypochlorite solution (with about 6% active chlorine) containing
 0.1% Tween20. Finally, the seeds are rinsed with 1l of sterile tap water. Incubate seeds for at least one hour in sterile
 tap water (to allow diffusion from seeds of components that may inhibit germination). Seeds are put in 250ml erlenmeyer
 flasks containing 50ml of sterile tap water (+ 250mg/l triacillin). Shake for about 20 hours. Seeds from which the radicle
35 is protruded are put in Vitro Vent containers from Duchefa containing about 125ml of sowing medium (10 seeds/vessel,
 not too many to reduce loss of seed by contamination). The seeds are germinated at $\pm 24^{\circ}\text{C}$ and 10-30:Einstein/s⁻¹m⁻²
 with a daylength of 16h.

[0118] Preculture of the hypocotyl explants and induction of stress

- 40 - 12-14 days after sowing, the hypocotyls are cut in about 7-10mm segments.
 - The hypocotyl explants (25 hypocotyls/Optilux Petridish, Falcon S1005, Denmark) are cultured for 5 days on medium
 A2S3 at 25°C (at 10-30□Einstein/s⁻¹m⁻²).

[0119] XTT-assay

- 45 - Transfer 150 hypocotyl explants to a 50ml Falcon tube.
 - Wash with reaction buffer (without XTT).
 - Add 20mL reaction buffer + XTT.
 (explants have to be submerged, but do not vacuum infiltrate)
 - Incubate in the dark at 26°C for about 3hours
50 - Measure the absorption of the reaction medium at 470nm

[0120] ARABIDOPSIS THALIANA

[0121] Media and reaction buffers

Plant medium:

- 55 Half concentrated Murashige and Skoog salts
 B5 vitamins
 1.5% sucrose

EP 1 616 013 B1

pH 5.8
0.7% Difco agar

Incubation medium:

5
10mM K-phosphate buffer pH5.8
2% sucrose
1 drop Tween20 for 25ml medium

10 Reaction buffer:

50mM K-phosphate buffer pH7.4
1 mM sodium,3'-{1-[phenylamino-carbonyl]-3,4-tetrazolium}-bis(4-methoxy-6-nitro) = XTT (bts, Germany, cat n°
2525) 1 drop Tween20 for 25ml buffer

15 **[0122]** *Arabidopsis* plants

- *Arabidopsis* lines: control lines to test
- 20 - Sterilization of *Arabidopsis* seeds:
2min. 70% ethanol
10 min. bleach (6% active chlorine) + 1drop Tween 20 for 20ml solution
wash 5 times with sterile tap water
- Pregermination of seeds:

25 *In 9cm Optilux Petridishes (Falcon) containing 12ml sterile tap water. Low light overnight to 24 hours.*

- Growing of *Arabidopsis* plants
Seeds are sown in Intergrid Tissue Culture disks of Falcon (nr. 3025) containing ± 125 ml of plant medium: 1 seed/grid.
30 Plants are grown at 24°C
30 μ Einstein s⁻¹m⁻²
16hours light - 8hours dark
for about 3 weeks (before bolting)

35 **[0123]** XTT-assay

Control condition (no stress)

- Harvest shoots (roots included) from agar plates and put them directly in a 50ml Falcon tube containing reaction buffer (without XTT)

Stressed shoots

- Transfer shoots to 50ml Falcon tubes containing reaction buffer (without XTT)
- 45 - Replace reaction buffer with buffer containing XTT (40mL/tube)
- Shoots have to be submerged, but do not vacuum infiltrate
- Incubate in the dark at 26°C for about 3hours
- Measure the absorption of the reaction medium at 470nm

50 **[0124]** Quantification of respiration by measuring oxygen consumption using a Clark polarographic electrode was done in the following way:

[0125] Plant material

Brassica napus

55
150-200* hypocotyl explants
Cultured for 5 days at 25°C
(*cfr.* protocol vigour assay)

EP 1 616 013 B1

* 150 explants error <10%; 200 explants error <6%

Arabidopsis

- 5 For C24 \pm 1000mg* *in vitro* plants (shoots + roots) (corresponds with -50 18-days old plants)
 Pregerminate seeds before sowing
 Grow for 18 days at 24°C
 (*cf.* protocol *in vitro* growth *Arabidopsis*)
 * for error <8%

10

[0126] Incubation media

Brassica napus

- 15 25mM K-phosphate buffer pH5.8
 2% sucrose
 Tween20 (1 drop/25ml)

Arabidopsis

20

- 10mM K-phosphate buffer pH5.8
 2% sucrose
 Tween20 (1 drop/25ml)

25 Before use, aerate (saturate with oxygen) medium well by stirring for at least a few hours

[0127] Assay

- Put explants in 100ml glass bottle (Schott, Germany) filled with incubation medium. Put the same weight of shoots in each bottle (\pm 700mg)
- 30 - Fill bottle to overflowing and close tightly (avoid large air bubbles)
- Fill also a bottle with incubation medium that does not contain explants (blanco)
- Incubate at 24°C at low light for: 3-4 hours (*Brassica napus*) 3 hours (*Arabidopsis*)
- Shake gently during incubation (to avoid oxygen depletion of medium around explants)
- Measure oxygen concentration (mg/l) of incubation media using an hand-held dissolved oxygen meter (Cyberscan DO 310; Eutech Instruments, Singapore)
- 35 - mg/l consumed oxygen = [oxygen] blanco - [oxygen] sample.

Example 5. Analysis of transgenic plant lines comprising ParG gene expression reducing chimeric genes.

40 [0128] The chimeric genes of Example 2 were introduced into *Arabidopsis* an *Nicotiana tabacum* c.v. Petit Havana SR1 by *Agrobacterium* mediated transformation.

[0129] Transgenic seeds were germinated on a medium containing MS salts/2; B5 vitamins; 1,5% sucrose; pH5.8 and 0.7% Difco agar. Germinated seeds were subject to low light (photosynthetic photon flux of about 30 $\mu\text{mol m}^{-1} \text{s}^{-1}$ for 14 to 18 days, after which the light intensity was increased about 6-fold (photosynthetic photon flux of about 190 $\mu\text{mol m}^{-1} \text{s}^{-1}$). After 1 day, the NAD and NADH contents were determined using the enzymatic cycling method (Karp et al. (1983) Anal. Biochem. 128, pp 175-180). A portion of the seedlings were cultivated further under high light conditions for about 3 to about days, after which the damage was scored. Damage was visible as darkening of the young leaves and shoot tip, bleaching of older leaves and growth retardation. The results are summarized in Table 1 for *Arabidopsis* and in Table 2 for tobacco.

50 [0130]

Table 1. Analysis of *Arabidopsis* (Columbia). \pm R indicates that some dark pigmentation was observed. ND: not determined

	High light tolerance	NAD+NADH content in 1 gram of tissue ($10^{-3}\mu\text{M}$)	% TTC-reducing capacity vs control
55 Non-transgenic control	S	17.3	100

EP 1 616 013 B1

(continued)

	High light tolerance	NAD+NADH content in 1 gram of tissue ($10^{-3}\mu\text{M}$)	% TTC-reducing capacity vs control	
5	Transgenic line 9	R	28.2	ND
	Transgenic line 10	R	31.7	ND
	Transgenic line 11	\pm R	26.5	ND
10	Transgenic line 12	S	19.4	ND
	Transgenic line 26	R	33.2	55
	Transgenic line 27	S	21.3	100
	Transgenic line 28	\pm R	26.5	75
15	Transgenic line 29	S	17.7	102
	Transgenic line 30	R	28.3	66

[0131]

20

Table 2. Analysis of *Nicotiana tabacum* c.v. Petit Havana SR1. \pm R indicates that some dark pigmentation was observed. R/S indicates that the resistance phenotype was not very clear.

	High light tolerance	% TTC-reducing capacity vs control	
25	Non-transgenic control	S	100
	Transgenic line 1	R/S	88
	Transgenic line 2	\pm R	79
30	Transgenic line 3	R	53

[0132] There is a positive correlation between the resistance to high light stress in the transgenic plants and the NAD+NADH content of the cells. An inverse correlation can be seen between TTC reducing capacity and high light tolerance.

35

Example 6. Construction of ParG gene expression reducing chimeric genes suited for use in cereal plants.

[0133] To reduce the expression of the PARG gene e.g. in cereals such as rice or corn (maize) and related plants, a chimeric gene is constructed which is capable expressing a dsRNA comprising both a sense and antisense region of nucleotide sequence from rice, that is capable of encoding a protein having high sequence identity with PARG protein encoding nucleotide sequences. The chimeric gene comprises the following DNA fragments:

40

- A promoter region from Cauliflower mosaic Virus (CaMV 35S);
- A DNA fragment comprising a sequence of at least 100 bp from ParG homologue from *Oryza sativa* (SEQ ID No 15) in direct orientation;
- 45
- A DNA fragment encoding intron 2 from the pdk gene from *Flaveria*;
- A DNA fragment comprising a sequence of at least 100 bp from ParG homologue from *Oryza sativa* (SEQ ID No 15) in inverted orientation;
- A fragment of the 3' untranslated end from the octopine synthetase gene from *Agrobacterium tumefaciens*.

50

[0134] This chimeric gene is introduced in a T-DNA vector, between the left and right border sequences from the T-DNA, together with a selectable marker gene providing resistance to e.g. the herbicide phosphinotricin.

[0135] To reduce the expression of the PARG gene e.g. in cereals such as rice or corn (maize) and related plants, a chimeric gene is constructed which is capable expressing a dsRNA comprising both a sense and antisense region of nucleotide sequence from rice, that is capable of encoding a protein having high sequence identity with PARG protein encoding nucleotide sequences. The chimeric gene comprises the following DNA fragments:

55

- A promoter region from Cauliflower mosaic Virus (CaMV 35S);

EP 1 616 013 B1

- A DNA fragment comprising a sequence of at least 100 bp from ParG homologue from *Zea mays* (SEQ ID No 23) in direct orientation;
- A DNA fragment encoding intron 2 from the pdk gene from *Flaveria*;
- A DNA fragment comprising a sequence of at least 100 bp from ParG homologue from *Zea mays* (SEQ ID No 23) in inverted orientation;
- A fragment of the 3' untranslated end from the octopine synthetase gene from *Agrobacterium tumefaciens*.

[0136] This chimeric gene is introduced in a T-DNA vector, between the left and right border sequences from the T-DNA, together with a selectable marker gene providing resistance to e.g. the herbicide phosphinotricin. The nucleotide sequence of two examples of such T-DNA vectors comprising two different chimeric genes as described in the previous paragraph is represented in SEQ ID Nos 24 and 25.

Example 7. Analysis of transgenic plant lines comprising ParG gene expression reducing chimeric genes.

[0137] The chimeric genes of Example 6 are introduced into rice or corn respectively, by *Agrobacterium* mediated transformation.

[0138] The population of obtained transgenic lines is subjected to the following stress conditions, together with control plants:

- Increased heat for a period of days (greenhouse) or hours (in vitro)
- Drought for a period of days
- High light conditions for a period of days
- Nutrient depletion

[0139] Individual plant lines surviving well the above mentioned stress conditions, or at least one thereof, are selected.

[0140] The NAD content and ATP content for the above mentioned plants is determined under control and stress conditions.

SEQUENCE LISTING

[0141]

<110> Bayer BioScience N.V.
De Block, Marc

<120> Methods and means for increasing the tolerance of plants to stress conditions.

<130> BCS 03 2002 WO1

<150> EP03076044.1
<151> 2003-04-09

<150> US 60/496,688
<151> 2003-08-21

<160> 25

<170> PatentIn version 3.1

<210> 1
<211> 548
<212> PRT
<213> *Arabidopsis thaliana*

<400> 1

EP 1 616 013 B1

Met Glu Asn Arg Glu Asp Leu Asn Ser Ile Leu Pro Tyr Leu Pro Leu
 1 5 10 15
 Val Ile Arg Ser Ser Ser Leu Tyr Trp Pro Pro Arg Val Val Glu Ala
 20 25 30
 5 Leu Lys Ala Met Ser Glu Gly Pro Ser His Ser Gln Val Asp Ser Gly
 35 40 45
 Glu Val Leu Arg Gln Ala Ile Phe Asp Met Arg Arg Ser Leu Ser Phe
 50 55 60
 Ser Thr Leu Glu Pro Ser Ala Ser Asn Gly Tyr Ala Phe Leu Phe Asp
 65 70 75 80
 10 Glu Leu Ile Asp Glu Lys Glu Ser Lys Arg Trp Phe Asp Glu Ile Ile
 85 90 95
 Pro Ala Leu Ala Ser Leu Leu Leu Gln Phe Pro Ser Leu Leu Glu Val
 100 105 110
 His Phe Gln Asn Ala Asp Asn Ile Val Ser Gly Ile Lys Thr Gly Leu
 115 120 125
 15 Arg Leu Leu Asn Ser Gln Gln Ala Gly Ile Val Phe Leu Ser Gln Glu
 130 135 140
 Leu Ile Gly Ala Leu Leu Ala Cys Ser Phe Phe Cys Leu Phe Pro Asp
 145 150 155 160
 20 Asp Asn Arg Gly Ala Lys His Leu Pro Val Ile Asn Phe Asp His Leu
 165 170 175
 Phe Ala Ser Leu Tyr Ile Ser Tyr Ser Gln Ser Gln Glu Ser Lys Ile
 180 185 190
 Arg Cys Ile Met His Tyr Phe Glu Arg Phe Cys Ser Cys Val Pro Ile
 195 200 205
 25 Gly Ile Val Ser Phe Glu Arg Lys Ile Thr Ala Ala Pro Asp Ala Asp
 210 215 220
 Phe Trp Ser Lys Ser Asp Val Ser Leu Cys Ala Phe Lys Val His Ser
 225 230 235 240
 Phe Gly Leu Ile Glu Asp Gln Pro Asp Asn Ala Leu Glu Val Asp Phe
 245 250 255
 30 Ala Asn Lys Tyr Leu Gly Gly Gly Ser Leu Ser Arg Gly Cys Val Gln
 260 265 270
 Glu Glu Ile Arg Phe Met Ile Asn Pro Glu Leu Ile Ala Gly Met Leu

35

40

45

50

55

EP 1 616 013 B1

Met Glu Asn Arg Glu Asp Val Lys Ser Ile Leu Pro Phe Leu Pro Val
 1 5 10 15
 Cys Leu Arg Ser Ser Ser Leu Phe Trp Pro Pro Leu Val Val Glu Ala
 20 25 30
 5 Leu Lys Ala Leu Ser Glu Gly Pro His Tyr Ser Asn Val Asn Ser Gly
 35 40 45
 Gln Val Leu Phe Leu Ala Ile Ser Asp Ile Arg Asn Ser Leu Ser Leu
 50 55 60
 10 Pro Asp Ser Ser Ile Ser Ser Ser Ala Ser Asp Gly Phe Ser Leu Leu
 65 70 75 80
 Phe Asp Asp Leu Ile Pro Arg Asp Glu Ala Val Lys Trp Phe Lys Glu
 85 90 95
 15 Val Val Pro Lys Met Ala Asp Leu Leu Leu Arg Leu Pro Ser Leu Leu
 100 105 110
 Glu Ala His Tyr Glu Lys Ala Asp Gly Gly Ile Val Lys Gly Val Asn
 115 120 125
 20
 Thr Gly Leu Arg Leu Leu Glu Ser Gln Gln Pro Gly Ile Val Phe Leu
 130 135 140
 25 Ser Gln Glu Leu Val Gly Ala Leu Leu Ala Cys Ser Phe Phe Cys Tyr
 145 150 155 160
 Ser Leu Pro Met Ile Glu Val Ser Val
 165

30
 <210> 3
 <211> 1647
 <212> DNA
 <213> Arabidopsis thaliana
 35
 <400> 3

40

45

50

55

EP 1 616 013 B1

	atggagaatc	gcgaagatct	taactcaatt	cttccgtacc	ttccaattgt	aattcgttcg	60
	tcgtcgctgt	attggccgcc	gcgtgtgggtg	gagggcgttaa	aggcaatgtc	tgaaggacca	120
	tctcacagcc	aagttgactc	aggagagggt	ctacggcaag	ctattttcga	tatgagacga	180
	tccttatctt	tctctactct	cgagccatct	gcttctaattg	gtacgcatt	tctctttgac	240
5	gaattgattg	atgagaaaga	atcaaagaga	tggttcgatg	agattatccc	agcattggcg	300
	agcttacttc	tacagtttcc	atctctgtta	gaagtgcatt	tccaaaatgc	tgataatatt	360
	gttagtggaa	tcaaaaccgg	tcttcgtttg	ttaaattccc	aacaagctgg	cattgttttc	420
	ctcagccaag	agttgattgg	agctcttctt	gcatgctctt	tcttttgttt	gtttccggat	480
	gataatagag	gtgcaaaaca	ccttccagtc	atcaactttg	atcatttggt	tgcaagcctt	540
10	tatataagtt	atagtcaaag	tcaagaaagc	aagataagat	gtattatgca	ttactttgaa	600
	aggttttgct	cctgcgtgcc	tattggtatt	gtttcatttg	aacgcaagat	taccgctgct	660
	cctgatgctg	atctctggag	caagtctgac	gtttctcttt	gtgcatttaa	ggttcactct	720
	tttgggttaa	ttgaagatca	acctgacaat	gctctcgaag	tggactttgc	aaacaagtat	780
	ctcggaggtg	gttcccctaag	tagaggggtc	gtgcaggaag	agatacgctt	catgattaac	840
	cctgaattaa	tcgctggcat	gcttttcttg	cctcggatgg	atgacaatga	agctatagaa	900
15	atagttggtg	cggaaagatt	ttcatgttac	acagggatg	catcttcggt	tcggtttgct	960
	ggtgagtaca	ttgacaaaaa	ggcaatggat	cctttcaaaa	ggcgaagaac	cagaattggt	1020
	gcaattgatg	caattatgtac	accgaagatg	agacacttta	aagatatatg	tcttttaagg	1080
	gaaattaata	aggcactatg	tggcttttta	aattgtagca	aggcttggga	gcaccagaat	1140
	atattcatgg	atgaaggaga	taatgaaatt	cagcttgtcc	gaaacggcag	agattctggt	1200
20	cttctgcgta	cagaaactac	tgcgtcacac	cgaactccac	taaattgatgt	tgagatgaat	1260
	agagaaaagc	ctgctaacaa	tcttatcaga	gatttttatg	tggaaggagt	tgataacgag	1320
	gatcatgaag	atgatggtgt	cgcgacagg	aattgggat	gtggtgtttt	tggaggagac	1380
	ccagagctaa	aggctacgat	acaatggctt	gctgcttccc	agactcgaag	accatttata	1440
	tcataattaca	cctttggagt	agaggcactc	cgaaacctag	atcagggtgac	gaagtggatt	1500
	ctttccata	aatggactgt	tggagactctg	tggaacatga	tgttagaata	ttctgctcaa	1560
25	aggctctaca	agcaaacag	tgttggtctc	ttttcttggc	tacttccatc	tctagctacc	1620
	accaacaaag	ctatccagcc	gccttga				1647

<210> 4

<211> 598

30 <212> DNA

<213> Solanum tuberosum

<400> 4

35	gcaatggaga	atagagaaga	cgtgaagtca	atccttccct	ttttgccggt	gtgtctccga	60
	tcactctctc	ttttctggcc	gccgctagtt	gttgaagcac	tgaagccct	ctctgaaggc	120
	cctcattaca	gcaatgtaa	ctccggccaa	gtcctcttcc	tcgcaatctc	cgacattcgg	180
	aattcccttt	cactacctga	ttcttcaatt	tcctctctg	cttcagacgg	atcttctctc	240
	ttatttgatg	atttaattcc	tagggatgaa	gctgttaaatt	ggttcaaaga	agtgggtgccg	300
40	aaaatggcgg	atttgcattt	gcggttgctt	tccttattgg	aggctcacta	tgagaaggct	360
	gatggtgga	ttgttaaagg	agtcaacact	ggctctcgt	tattggaatc	acaacagcct	420
	ggcattggtt	tcctcagtca	ggaattagtc	ggctctcttc	ttgcatgttc	cttcttttgc	480
	tattccctac	caatgataga	ggatctctga	tgatcagtat	gacgagaaat	ttgaaaataa	540
	attgaagtgc	attcttctact	atcttgagag	gattggctca	ttgatacctg	cgggctac	598

45

<210> 5

<211> 37

50 <212> DNA

<213> Artificial Sequence

<220>

<223> oligonucleotide primer ParGAt1

55 <400> 5

ggatcccctg caggacaaaa aggcaatgga tcctttc 37

<210> 6

EP 1 616 013 B1

<211> 39
<212> DNA
<213> Artificial Sequence

5 <220>
<223> oligonucleotide primer ParGAt2
<400> 6
gcacgaattc gggccgagg tgctccaag ccttgctac 39

10 <210> 7
<211> 39
<212> DNA
<213> Artificial Sequence

15 <220>
<223> oligonucleotide primer ParGSt1
<400> 7
ggatccctg caggctcact atgagaaggc tgatgggg 39

20 <210> 8
<211> 43
<212> DNA
<213> Artificial Sequence

25 <220>
<223> oligonucleotide primer ParGSt2
<400> 8
gcacgaattc gggccgagt catactgac atacagatac ctc 43

30 <210> 9
<211> 13466
<212> DNA
<213> Artificial Sequence

35 <220>
<223> nucleotide sequence of pTVE428
<220>
<221> misc_feature
<222> (198)..(222)

40 <223> Right T-DNA border

<220>
<221> misc_feature
<222> (983)..(273)

45 <223> 3' ocs (3' untranslated end of octopine synthase gene)

<220>
<221> misc_feature
<222> (995)..(1155)

50 <223> part of poly (ADP-ribose) glycohydrolase

<220>
<221> misc_feature
<222> (1929)..(1188)

55 <223> intron 2 from the Pdk gene of Flaveria

<220>
<221> misc_feature

EP 1 616 013 B1

<222> (2122)..(1962)
 <223> part of poly (ADP-ribose) glycohydrolase

5 <220>
 <221> misc_feature
 <222> (3476)..(2131)
 <223> 35S promoter region from Cauliflower Mosaic Virus

10 <220>
 <221> misc_feature
 <222> (3948)..(3737)
 <223> 3' untranslated end of gene 7 from Agrobacterium tumefaciens

15 <220>
 <221> misc_feature
 <222> (4521)..(3970)
 <223> bar coding region

20 <220>
 <221> misc_feature
 <222> (6247)..(4522)
 <223> PSSuAra promoter region

25 <220>
 <221> misc_feature
 <222> (6415)..(6439)
 <223> left border region of T-DNA of Agrobacterium tumefaciens

30 <400> 9

	agattcgaag	ctcggctccg	tgggtgttct	gtcgtctcgt	tgtacaacga	aatccattcc	60
	cattccgcgc	tcaagatggc	ttcccctcgg	cagttcatca	gggctaaatc	aatctagccg	120
	acttgtccgg	tgaaatgggc	tgactcccaa	cagaacaat	caaacaaca	tacacagcga	180
	cttattcaca	cgcgacaaat	tacaacggta	tatatcctgc	cagtactcgg	ccgtcgaccg	240
35	cggtaacccg	gaattaagct	tgcatgcctg	caggtcctgc	tgagcctcga	catgttgcg	300
	caaaattcgc	cctggaccgg	ccaacgatt	tgctcgtcact	gtcaaggttt	gacctgcact	360
	tcatTTgggg	ccacataca	ccaaaaaat	gctgcataat	tctcggggca	gcaagtccgg	420
	taccggcccg	ccgtgctgga	ccgggttgaa	tggtgcccg	aactttcgg	agagcggacg	480
	gccaatactc	aacttcaagg	aatctcacc	atgcgcgccg	gcggggaacc	ggagttccct	540
	tcagtgaacg	ttattagttc	gccgctcgg	gtgtcgtaga	tactagcccc	tggggccttt	600
40	tgaattttga	ataagattta	tgtaatcagt	cttttaggtt	tgaccggttc	tgccgctttt	660
	tttaaaattg	gatttgtaat	aataaaaacg	aattgtttgt	tattgtggcg	ctctatcata	720
	gatgtcgtca	taaacctatt	cagcacaata	tattgttttc	atTTtaatat	tgtacatata	780
	agtagtaggg	tacaatcagt	aaattgaacg	gagaatatta	ttcataaaaa	tacgatagta	840
	acgggtgata	tattcattag	aatgaaccga	aaccggcgg	aaggatctga	gctacacatg	900
45	ctcaggTTTT	ttacaacgtg	cacaacagaa	ttgaaagcaa	atatcatgcg	atcataggcg	960
	tctcgcata	ctcattaaag	caggactcta	gagacaaaa	ggcaatggat	cctttcaaaa	1020
	ggcgaagaac	cagaattggt	gcaattgatg	cattatgtac	accgaagatg	agacacttta	1080
	aagatatatg	tcttttaagg	gaaattaata	aggcactatg	tggcttttta	aattgtagca	1140
	aggcttggga	gcaccatcga	tttcgaaccc	agcttcccaa	ctgtaatcaa	tccaaatgta	1200
	agatcaatga	taacacaatg	acatgatcta	tcatgttacc	ttgtttattc	atgttcgact	1260
50	aattcattta	attaatagtc	aatccattta	gaagttaata	aaactacaag	tattatttag	1320
	aaattaataa	gaatgttgat	tgaaaataat	actatataaa	atgatagatc	ttgcgctttg	1380
	ttatatttagc	attagattat	gttttgttac	attagattac	tgtttctatt	agtttgatat	1440

55

EP 1 616 013 B1

	tatttgttac	tttagcttgt	tatttaatat	tttgtttatt	gataaattac	aagcagattg	1500
	gaatttctaa	caaaatattt	attaactttt	aaactaaaat	atntagtaat	ggtatagata	1560
	tttaattata	taataaacta	ttaatcataa	aaaaatatta	ttttaattta	tttattctta	1620
5	ttttactat	agtattttat	cattgatatt	taattcatca	aaccagctag	aattactatt	1680
	atgattaaaa	caaatattaa	tgctagtata	tcatcttaca	tgttcgatca	aattcattaa	1740
	aaataatata	cttactctca	acttttatct	tcttcgtctt	acacatcact	tgatcatatt	1800
	ttttacatta	ctatgttgtt	tatgtaaaca	atatatttat	aaattatfff	ttcacaatta	1860
	taacaactat	attattataa	tcatacta	taacatcact	taactatfff	atactaaaag	1920
	gaaaaaagaa	aataattatt	tccttacc	gctgggggtac	cggtgctccc	aagccttgct	1980
10	acaatttaaa	aagccacata	gtgccttatt	aatttccctt	aaaagacata	tatctttaa	2040
	gtgtctcatc	ttcgggtgtac	ataatgcatc	aattgcaaca	attctgggtc	ttcgcctttt	2100
	gaaaggatcc	attgcctttt	tgctctcgag	cggtgcctct	ccaaatgaaa	tgaacttctt	2160
	tatatagagg	aagggctctg	cgaaggatag	tgggattgtg	cgatcatcct	tacgtcagtg	2220
	gagatgtcac	atcaatccac	ttgctttgaa	gacgtgggtg	gaacgtcttc	ttttccacg	2280
	atgctcctcg	tgggtggggg	tccatctttg	ggaccactgt	cggcagagag	atcttgaatg	2340
15	atagcctttc	ctttatcgca	atgatggcat	ttgtaggagc	caccttctt	ttctactgtc	2400
	ctttcgatga	agtgcagat	agctgggcaa	tggaaatccg	ggaggtttcc	cgaaattatc	2460
	ctttgtttaa	aagtctcaat	agcccttggg	tctctgaga	ctgtatcttt	gacatttttg	2520
	gagtagacca	gagtgctctg	ctccaccatg	ttgacgaaga	ttttcttctt	gtcattgagt	2580
	cgtaaaagac	tctgtatgaa	ctggttcgca	gtcttcacgg	cgagttctgt	tagatcctcg	2640
20	atgtgaatct	tagactccat	gcatggcctt	agattcagta	ggaactacct	ttttagagac	2700
	tccaatctct	attacttgcc	ttggtttatg	aagcaagcct	tgaatcgtcc	atactggaat	2760
	agtacttctg	atcttgagaa	atagtctctt	ctctgtgttc	ttgatgcaat	tagtctgaa	2820
	tcttttgact	gcatctttaa	ccttcttggg	aaggtatttg	atctcctgga	gattgttact	2880
	cggttagatc	gtcttgatga	gacctgctgc	gtaggcctct	ctaaccatct	gtgggtcagc	2940
	attctttctg	aaattgaaga	ggctaaccct	ctcattatca	gtgggtgaaca	tagtctctgc	3000
25	accttcacct	togaacttcc	ttcctagatc	gtaaagatag	aggaaatcgt	ccattgtaat	3060
	ctccggggca	aaggagatct	cttttggggc	tggatcactg	ctgggccttt	tggttcctag	3120
	cgtagagccag	tgggcttttt	gctttgggtg	gcttgttagg	gccttagcaa	agctcttggg	3180
	cttgagttga	gcttctcctt	tggggatgaa	gttcaaccctg	tctgtttgct	gacttgttgt	3240
	gtacgcgtca	gtgtctgctc	ttgcctctgt	aatagtggca	aatctcttgt	gtgcaactcc	3300
30	gggaacgccg	ttgttgccg	cctttgtaca	accccagtc	tcttatatac	cggcatgtgg	3360
	accgttatac	acaacgtagt	agttgatatg	aggggttga	atacccatt	ctgctctgag	3420
	aggagcaact	gtgctgttaa	gctcagattt	ttgtgggatt	ggaattaatt	cgtagagcgg	3480
	ccgctcgacg	agcgcgccga	tatcgcgatc	gcccgggccc	gccatttaaa	tgaattcgag	3540
	ctcggatccc	aaacgcggcc	gcaagctata	acttcgtata	gcatacatta	tacgaagtta	3600
	ttcgactcta	gaggatccca	attcccattg	atggagtc	agattcaaat	agaggacact	3660
35	tctcgaactc	ggcgcctgaa	ctcggccgct	gagtagatgg	tcgataagaa	aaggcaattt	3720
	gtagatgtta	tatcccattc	tgaaga	atagtttaaa	tatttattga	taaaataaca	3780
	agttaggtat	tatagtccaa	gcaaaaacat	aaatttattg	atgcaagttt	aaattcagaa	3840
	atatttcaat	aactgattat	atcagctggt	acattgccc	agatgaaaga	ctgagtcgca	3900
	tattatgtgt	aatacataaa	ttgatgat	agctagctta	gctcatcggg	ggatcctaga	3960
	cgctgagat	cagatctcgg	tgacgggcag	gaccggacgg	ggcggtagcc	gcaggctgaa	4020
40	gtccagctgc	cagaaaccca	cgatcatgcca	gttcccgtgc	ttgaagccgg	ccgcccgcag	4080
	catgccgcgg	ggggcatatc	cgagcgcctc	gtgatgccc	acgctcgggt	cgtagggcag	4140
	cccgatgaca	gagaccacgc	tcttgaagcc	ctgtgcctcc	agggacttca	gcagggtggg	4200
	gtagagcgtg	gagcccagtc	ccgtccgctg	gtggcggggg	gagacgtaca	cggtcgactc	4260
	ggccgctccag	tcgtaggcgt	tgcgtgcctt	ccaggggccc	gcgtaggcga	tgcggcgac	4320
45	ctcggcctcc	acctcggcga	cgagccaggg	atagcgcctc	cgagacgga	cgaggtcgtc	4380
	cgtccactcc	tgcggttcct	gcggtcgggt	acggaagttg	accgtgcttg	tctcgatgta	4440
	gtgggtgacg	atgggtcaga	ccgcggcat	gtccgcctcg	gtggcacggc	ggatgtcggc	4500
	cgggcgtcgt	tctgggtcca	ttgttcttct	ttactctttg	tgtgactgag	gtttggctta	4560
	gtgctttggt	catctatata	taatgataac	aacaatgaga	acaagctttg	gagtgatcgg	4620
	agggcttagg	atacatgaga	ttcaagtgga	ctaggatcta	caccgttgg	ttttgagtg	4680
50	ggatatgtgt	gaggttaatt	ttacttggt	acggccacaa	aggcctaagg	agaggtgttg	4740
	agacccttat	cggttgaac	cgctggaata	atgcccagtg	gaagataatt	ccatgaatct	4800
	tatcgttatc	tatgagtga	atgtgtgat	ggtaggtgg	tgcttctca	ttttacttgc	4860
	ctgggtgact	tggccctttc	cttatgggga	atattatatt	tacttactat	agagctttca	4920
	tacctttttt	ttaccttgg	tttagttaat	atataatgg	atgattcatg	aataaaaatg	4980
	ggaaattttt	gaatttgtac	tgctaaatgc	ataagattag	gtgaaactgt	ggaatatata	5040
55	tttttttcat	ttaaaagcaa	aatttgcctt	ttactagaat	tataaatata	gaaaaatata	5100

EP 1 616 013 B1

	taacattcaa	ataaaaatga	aaataagaac	tttcaaaaa	cagaactatg	tttaatgtgt	5160
	aaagattagt	cgcacatcaa	gtcatctggt	acaatatggt	acaacaagtc	ataagcccaa	5220
	caaagttagc	acgtctaaat	aaactaaaga	gtccacgaaa	atattacaaa	tcataagccc	5280
5	aacaaagtta	ttgatcaaaa	aaaaaaaaacg	cccaacaaag	ctaaacaaag	tccaaaaaaa	5340
	acttctcaag	tctccatctt	cctttatgaa	cattgaaaac	tatacacaaa	acaagtcaga	5400
	taaactctctt	tctgggctcg	tcttccaac	ctcctacatc	acttccctat	cggattgaa	5460
	gttttacttg	taccttttcc	gttgcaatga	tattgatagt	atgtttgtga	aaactaatag	5520
	ggttaacaat	cgaagtcacg	gaatatggat	ttggccaag	attttccgag	agctttctag	5580
10	tagaaaagccc	atcaccagaa	atttactagt	aaaataaatc	accaattagg	tttcttatta	5640
	tgtgccaagt	tcaatataat	tatagaggat	atttcaaatg	aaaacgtatg	aatgttatta	5700
	gtaaatggtc	aggtaagaca	ttaaaaaat	cctacgtcag	atattcaact	ttaaaaattc	5760
	gatcagtgtg	gaattgtaca	aaaatttggg	atctactata	tatatataat	gctttacaac	5820
	acttggtatt	tttttggag	gctggaattt	ttaatctaca	tatttgtttt	ggccatgcac	5880
	caactcattg	tttagttaa	tactttgatt	ttgtcaaata	tatgtgttcg	tgtatatttg	5940
15	tataagaatt	tctttgacca	tatacacaca	cacatatata	tatatataata	tatattatat	6000
	atcatgcact	tttaattgaa	aaaataatat	atatatataat	agtgcatttt	ttctaacaac	6060
	catatatggt	gcgattgatc	tgcaaaaaata	ctgctagagt	aatgaaaaat	ataacttatt	6120
	gctgaaatta	tctcagatgt	taagattttc	ttaaagtaaa	ttctttcaaa	ttttagctaa	6180
	aagtcttgta	ataactaaag	aataatacac	aatctcgacc	acggaaaaaa	aacacataat	6240
	aaatttgaat	ttcgaccgag	gtacccggaa	ttgggttata	attacctcag	gtcgaggaat	6300
20	taattcggta	cgtacctaat	aacttcgtat	agcatacatt	atacgaagtt	atatggatct	6360
	cgaggcatta	cgccattacg	gcactcgcga	gggtcccaat	tcgagcatgg	agccatttac	6420
	aattgaatat	atcctgccgc	cgctgccgct	ttgcaccggy	tggagcttgc	atgttggttt	6480
	ctacgcagaa	ctgagccggt	taggcagata	atttccattg	agaactgagc	catgtgcacc	6540
	ttcccccaa	cacgggtgagc	gacggggcaa	cggagtgatc	cacatgggac	ttttaaacat	6600
25	catccgctcg	atggcgctgc	gagagaagca	gtcagatccg	gagatcagcc	gacgcaccggy	6660
	gcaggcgcg	aacacgatcg	caaagtattt	gaacgcaggt	acaatcgagc	cgacgttcac	6720
	ggtaccggaa	cgaccaagca	agctagctta	gtaaagccct	cgctagattt	taatgcggat	6780
	gttgcgatta	cttcgccaac	tattgcgata	acaagaaaa	gccagccttt	catgatatat	6840
	ctcccaattt	gtgtagggct	tattatgcac	gcttaaaaat	aataaaagca	gacttgacct	6900
	gatagtttgg	ctgtgagcaa	ttatgtgctt	agtgcattct	acgcttgagt	taagccgcgc	6960
30	cgcaagcgg	cgctcggttg	aacgaattgt	tagacattat	ttgccgacta	ccttggtgat	7020
	ctcgccttc	acgtagtgga	caaattcttc	caactgatct	gcgcgcgagg	ccaagcagtc	7080
	ttcttctgt	ccaagataag	cctgtctagc	ttcaagtatg	acgggctgat	actgggcccgy	7140
	cagcttcctc	attgccagct	cggcagcgac	atccttcggc	gcgattttgc	cggttactgc	7200
	gctgtaccaa	atgcgggaca	acgtaagcac	tacatttcgc	tcacgcagc	cccagtcggg	7260
	cgccgagttc	catagcgtta	aggtttcatt	tagcgcctca	aatagatcct	gttcaggaac	7320
35	cggatcaaa	agttcctccg	ccgctggacc	taccaaggca	acgctatggt	ctcttgcttt	7380
	tgtcagcaag	atagccagat	caatgtcgat	cgctggctggc	tcgaagatac	ctgcaagaat	7440
	gtcattgcgc	tgccattctc	caaattgcag	ttcgcgctta	gctggataac	gccaccggaat	7500
	gatgtcgtcg	tgcaacaaca	tggtgacttc	tacagcgcgy	agaatctcgc	tctctccagg	7560
	ggaagccgaa	gtttccaaa	ggtcgttgat	caaagctcgc	cgcgttggtt	catcaagcct	7620
40	tacggtcacc	gtaaccagca	aatcaatctc	actgtgtggc	ttcaggccgc	catccactgc	7680
	ggagccgtac	aaatgtacgg	ccagcaacgt	cggttcgaga	tggcgctcga	tgacgccaac	7740
	tacctctgat	agttgagtcg	atacttcggc	gatcaccgct	tcctcatga	tgtttaactt	7800
	tgttttaggg	cgactgccct	gctgcgtaac	atcgttgctg	ctocataaca	tcaaacatcg	7860
	accacggcg	taacgcgctt	gctgcttgga	tgcccagggc	atagactgta	ccccaaaaaa	7920
	acagtcataa	caagccatga	aaaccgccac	tgccgcggtta	ccaccgctgc	gttcgggtcaa	7980
45	ggttctggac	cagttgctgt	agcgcatacg	ctacttgcat	tacagcttac	gaaccgaaca	8040
	ggcttatgtc	cactgggttc	gtgccttcac	ccgtttccac	ggtgtgcgctc	accggcaac	8100
	cttgggcagc	agcgaagtcg	aggcatttct	gtcctggctg	gcgaacgagc	gcaaggtttc	8160
	ggtctccagc	catcgtcagg	cattggcggc	cttgcgtgtc	ttctacggca	agtgcgtgtc	8220
	acggatctgc	cctggcttca	ggagatcgga	agacctcggc	cgccggggcg	cttgccgggtg	8280
	gtgctgacct	cggatgaagt	ctctagagct	ctagaggggt	cgcatcctcg	gttttctgga	8340
50	aggcgagcat	cgtttgttcg	cccagcttct	gtatggaacg	ggcatgcgga	tcagtgaggg	8400
	tttgcaactg	cggttcaagg	atctggattt	cgatcacggc	acgatcatcg	tgccgggggg	8460
	caagggctcc	aaggatcggg	ccttgatggt	accgcagagc	ttggcaccca	gcctgcgcga	8520
	gcagggatcg	atccaacccc	tccgctgcta	tagtgcagtc	ggcttctgac	gttcagtgca	8580
	gcogtcttct	gaaaacgaca	tgctgcacaa	gtcctaagtt	acgcgacagg	ctgccccct	8640
55	gcccttttcc	tggcgtttcc	ttgtcgcgty	tttttagctgc	ataaagtaga	atacttgcca	8700
	ctagaaccgg	agacattacg	ccatgaacaa	gagcgcgccc	gctggcctgc	tgggctatgc	8760

EP 1 616 013 B1

	ccgcgtcagc	accgacgacc	aggacttgac	caaccaacgg	gccgaactgc	acgcggccgg	8820
	ctgcaccaag	ctgttttccg	agaagatcac	cggcaccagg	cgcgaccgcc	cggagctggc	8880
	caggatgctt	gaccacctac	gccctggcga	cgttgtgaca	gtgaccaggc	tagaccgcct	8940
5	ggccccgagc	accgcgcgacc	tactggacat	tgccgagcgc	atccaggagg	ccggcgcggg	9000
	cctgcgtagc	ctggcagagc	cgtgggcccga	caccaccacg	ccggccggcc	gcatggtgtt	9060
	gaccgtgttc	gccggcattg	ccgagttcga	gcgttcccta	atcatcgacc	gcacccggag	9120
	cgggcgcgag	gccgccaaag	cccgagggcg	gaagtttggc	ccccgccta	ccctcacccc	9180
	ggcacagatc	gcgcacgccc	gcgagctgat	cgaccaggaa	ggccgcaccg	tgaaagaggc	9240
	ggctgcactg	cttggcgtgc	atcgctcgac	cctgtaccgc	gcacttgagc	gcagcgagga	9300
10	agtgacgccc	accgaggcca	ggcggcgcgg	tgccctccgt	gaggacgcat	tgaccgagge	9360
	cgacgccctg	gcccgcgcgg	agaatgaacg	ccaagaggaa	caagcatgaa	accgcaccag	9420
	gacggccagg	acgaaccgtt	tttcattacc	gaagagatcg	aggcggagat	gatcgcggcc	9480
	gggtacgtgt	tcgagccgcc	cgcgcacgtc	tcaaccgtgc	ggctgcatga	aatcctggcc	9540
	ggtttgtctg	atgccaaagc	ggcggcctgg	ccggccaagc	tgcccgctga	agaaaccgag	9600
15	cgccgcgctc	taaaaagggtg	atgtgtat	gagtaaaaca	gcttgcgca	tgccggtcgt	9660
	gcgtatatga	tgcgatgagt	aaataaaca	atacgcaagg	ggaacgcatg	aaggttatcg	9720
	ctgtacttaa	ccgaaaaggc	gggtcagcca	agaccgacct	cgcaaccat	ctagcccgcg	9780
	ccctgcaact	cgccggggcc	gatgttctgt	tagtcgattc	cgatccccag	ggcagtgccc	9840
	gcgattgggc	ggccgtgcgg	gaagatcaac	cgctaaccgt	tgtcggcatc	gaccgcccga	9900
	cgattgaccg	cgacgtgaag	gccatcggcc	ggcgcgactt	cgtagtgatc	gacggagcgc	9960
20	cccaggcggc	ggacttggct	gtgtccgcga	tcaaggcagc	cgacttctgt	ctgattccgg	10020
	tgcagccaaag	cccttacgac	atatgggcca	ccgcggacct	ggtggagctg	gttaagcagc	10080
	gcattgaggt	cacggatgga	aggctacaag	cggcctttgt	cggtgcgagg	gcgatcaaa	10140
	gcacgcgcat	ggcgggtgag	gttgcgcagg	cgctggcccg	gtacgagctg	cccattcttg	10200
	agtcccgtat	cacgcagcgc	gtgagctacc	caggcactgc	cgccgcggcg	acaaccgttc	10260
25	ttgaatcaga	accgaggggc	gacgctgccc	gcgaggtcca	ggcgtggccc	gctgaaatta	10320
	aatcaaaact	catttgagtt	aatgaggtaa	agagaaaatg	agcaaaagca	caaacacgct	10380
	aagtgccggc	cgtccgagcg	cacgcagcag	caaggctgca	acgttggcca	gcctggcaga	10440
	cacgccagcc	atgaagcggg	tcaactttca	gttgcgcggc	gaggatcaca	ccaagctgaa	10500
	gatgtacgcg	gtacgccaaag	gcaagaccat	taccgagctg	ctatctgaat	acatcgcgca	10560
	gctaccagag	taaatgagca	aatgaataaa	tgagttagatg	aattttagcg	gctaaggag	10620
30	gcggcattgga	gcaaccaggca	ccgacgccc	ggaaatgcccc	atgtgtggag	10680	
	gaacccccaa	gcccgaggaa	tcggcgtgac	ggctcgaaac	catccggccc	ggtacaaatc	10740
	ggcgcggcgc	tggggtgatga	cctggtggag	aagttgaagg	ccgcgcaggg	cgcccagcgg	10800
	caacgcacgc	aggcagaagc	acgccccggt	gaatcgtggc	aagcggccgc	tgatcgaatc	10860
	cgcaagaagt	cccggcaacc	gccggcagcc	ggtgcgcgct	cgattaggaa	gccgcccaag	10920
35	ggcgacgagc	aaccagat	tttcggtccg	atgctctatg	acgtgggcac	ccgcgcagct	10980
	ctgacgcatc	tgagcgtggc	cgtttccgct	agcgcgaagc	gtgaccgacg	agctggcgag	11040
	gctgcccgtc	acgagcttcc	agacgggcac	gtagaggttt	ccgcagggcc	ggccggcatg	11100
	gccagtggtg	gggattacga	cctggtagctg	atggcgggtt	cccattctaac	cgatccatg	11160
	aaaccgatacc	gggaagggaa	gggagacaag	cccggccgcg	tggtccgctc	acacggttgc	11220
40	gacgtactca	agttctgccc	gcgagccgat	ggcggaaagc	agaaagacga	cctggtagaa	11280
	acctgcattc	ggttaaacac	cacgcacggt	gccatgcagc	gtacgaagaa	ggccaagaac	11340
	ggccgcctgg	tgacggatc	cgaggggtgaa	gccttgatta	gccgctacaa	gatogtaaag	11400
	agcgaaaccg	ggcggccgga	gtacatcgag	atcgagctag	ctgattggat	gtaccgcgag	11460
	atcacagaag	gcaagaacc	ggacgtgctg	acggttcacc	ccgattactt	tttgatcgat	11520
	cccggcatcg	gccgttttct	ctaccgctg	gcacgcgcgc	ccgcagggca	ggcagaagcc	11580
45	agatggttgt	tcaagacgat	ctacgaacgc	agtggcagcg	ccggagagtt	caagaagttc	11640
	tgtttccaccg	tgcgcaagct	gatcgggtca	aatgacctgc	cggagtacga	tttgaaggag	11700
	gaggcggggc	aggctggccc	gatcctagtc	atgcgctacc	gcaacctgat	cgagggcgaa	11760
	gcattccgccc	gttcctaagt	tacggagcag	atgctagggc	aaattgccct	agcaggggaa	11820
	aaaggctcgaa	aaggctctctt	tctgtggat	agcacgtaca	ttgggaacc	aaagccgtac	11880
50	attgggaacc	ggaaccgcta	cattgggaac	ccaagccgct	acattgggaa	ccggtcacac	11940
	atgtaagtga	ctgatataaa	agagaaaaaa	ggcgattttt	ccgcctaata	ctcttataaa	12000
	cttattaaaa	ctcttataaac	ccgcctggcc	tgtgcataac	tgtctggcca	gcgcacagcc	12060
	gaagagctgc	aaaaagcggc	tacccttcgg	tcgctgcgct	ccctacgccc	cgccgcttcg	12120
	cgctcggccta	tcgcccggcg	tgcccgctca	aaaatggctg	gcttacggcc	aggcaatcta	12180
	ccagggcgcg	gacaagccgc	gccgtcgcca	ctcgaccgcc	ggcgcgccca	tcaaggcacc	12240
	ctgcctcgcg	cgtttcggtg	atgacggtga	aaacctctga	cacatgcagc	tcccggagac	12300
55	ggtcacagct	tgtctgtaag	cggatgcccg	gagcagacaa	gcccgctcagg	gcgcgctcagc	12360

EP 1 616 013 B1

5 ggggtgttggc ggggtgtcggg ggcgagccat gaccagtc cgtagcgata ggggagtgt 12480
 tactggctta actatgcggc atcagagcag attgtactga gagtgcacca tatgcggtgt 12540
 gaaataccgc acagatgctg aaggagaaaa taccgcatca ggcgctctc cgcttcctcg 12600
 ctactgact cgtgctgctc ggtcgttcgg ctgcgccgag cggtatcagc tactcaaaag 12660
 gcggttaatac ggttatccac agaatacagg gataacgcag gaaagaacat gtgagcaaaa 12720
 ggccagcaaa aggccaggaa ccgtaaaaaag gccgcgttgc tggcgttttt ccataggctc 12780
 cgccccctg acgagcatca caaaaatcga cgctcaagtc agaggtggcg aaaccgcaca 12840
 ggactataaa gataccaggc gtttccccct ggaagctccc tcgtgcgctc tcctgttccg 12900
 accctgccgc ttaccggata cctgtccgcc tttctccctt cgggaagcgt ggcgctttct 12960
 10 catagctcac gctgtaggta tctcagttcg gtgtaggctc ttcgctccaa gctgggctgt 13020
 gtgcacgaac cccccgttca gcccgaccgc tgcgccttat ccggtacta tgccttgag 13080
 tccaacccgg taagacacga cttatcgcca ctggcagcag ccactggtaa caggattagc 13140
 agagcgaggt atgtaggcgg tgctacagag ttcttgaagt ggtggcctaa ctacggctac 13200
 actagaagga cagtatttgg tatctgcgct ctgctgaagc cagttacctt cggaaaaaga 13260
 15 gttggtagct cttgatccgg caaacaacc accgctggtg gcggtggttt ttttgtttgc 13320
 aagcagcaga ttacgcgag aaaaaaagga tctcaagaag atccggaaaa cgcaagcgca 13380
 aagagaaagc aggtagcttg cagtgggctt acatggcgat agctagactg ggcggtttta 13440
 tggacagcaa gcaaccgga attgcc 13466

20 <210> 10
 <211> 31
 <212> PRT
 <213> Artificial Sequence

25 <220>
 <223> Consensus sequence 1 of PARG protein
 <220>
 <221> MISC_FEATURE
 <222> (2)..(2)
 30 <223> X represents any amino acid

<220>
 <221> MISC_FEATURE
 <222> (8)..(10)
 35 <223> X represents any amino acid

<220>
 <221> MISC_FEATURE
 <222> (14)..(17)
 40 <223> X represents any amino acid

<220>
 <221> MISC FEATURE
 <222> (19)..(19)
 45 <223> X represents any amino acid

<220>
 <221> MISC FEATURE
 <222> (27)..(29)
 50 <223> X represents any amino acid

<400> 10

55

EP 1 616 013 B1

Leu Xaa Val Asp Phe Ala Asn Xaa Xaa Xaa Gly Gly Gly Xaa Xaa Xaa
 1 5 10 15

5 Xaa Gly Xaa Val Gln Glu Glu Ile Arg Phe Xaa Xaa Xaa Pro Glu
 20 25 30

<210> 11

<211> 20

10 <212> PRT

<213> Artificial Sequence

<220>

<223> Consensus sequence 2 for PARG protein

15 <220>

<221> MISC_FEATURE

<222> (3)..(3)

<223> X represents any amino acid

20 <220>

<221> MISC_FEATURE

<222> (10)..(10)

<223> X represents any amino acid

25 <220>

<221> MISC_FEATURE

<222> (13)..(14)

<223> X represents any amino acid

30 <220>

<221> MISC_FEATURE

<222> (17)..(19)

<223> X represents any amino acid

35 <400> 11

Thr Gly Xaa Trp Gly Cys Gly Ala Phe Xaa Gly Asp Xaa Xaa Leu Lys
 1 5 10 15

40 Xaa Xaa Xaa Gln
 20

<210> 12

45 <211> 13

<212> PRT

<213> Artificial Sequence

<220>

50 <223> Consensus sequence 3 for PARG protein

<220>

<221> MISC_FEATURE

<222> (2)..(4)

<223> X represents any amino acid

55 <220>

<221> MISC_FEATURE

<222> (6)..(9)

EP 1 616 013 B1

<223> X represents any amino acid

<400> 12

5 Asp Xaa Xaa Xaa Arg Xaa Xaa Xaa Xaa Ala Ile Asp Ala
1 5 10

<210> 13

10 <211> 10

<212> PRT

<213> Artificial Sequence

<220>

15 <223> Consensus sequence 4 for PARG protein

<220>

<221> MISC_FEATURE

<222> (3)..(4)

<223> X represents any amino acid

20

<220>

<221> MISC_FEATURE

<222> (7)..(8)

<223> X represents any amino acid

25

<400> 13

30 Arg Glu Xaa Xaa Lys Ala Xaa Xaa Gly Phe
1 5 10

<210> 14

<211> 11

<212> PRT

35 <213> Artificial Sequence

<220>

<223> conserved PARG region

<220>

40 <221> MISC_FEATURE

<222> (2)..(5)

<223> X represents any amino acid

<220>

45 <221> MISC_FEATURE

<222> (7)..(7)

<223> X represents any amino acid

<400> 14

50

Gly Xaa Xaa Xaa Xaa Ser Xaa Tyr Thr Gly Tyr
1 5 10

55 <210> 15

<211> 1530

<212> DNA

<213> Oryza sativa

EP 1 616 013 B1

<220>
 <221> CDS
 <222> (1)..(1530)
 <223>

5
 <400> 15

	atg gag gcg cgc ggc gac ctg cgc tcg atc ctg ccc tac ctc ccc gtc	48
	Met Glu Ala Arg Gly Asp Leu Arg Ser Ile Leu Pro Tyr Leu Pro Val	
10	1 5 10 15	
	gtg ctc cgc ggc ggc gcg ctc ttc tgg ccg ccg gcg gcg cag gag gcg	96
	Val Leu Arg Gly Gly Ala Leu Phe Trp Pro Pro Ala Ala Gln Glu Ala	
	20 25 30	
15	ctc aag gcg ctg gcg ctg ggc ccc gac gtg agc cgc gtc tcc tcc ggc	144
	Leu Lys Ala Leu Ala Leu Gly Pro Asp Val Ser Arg Val Ser Ser Gly	
	35 40 45	
	gac gtc ctc gcc gac gcc ctc acc gac ctc cgc ctc gcg ctc aac ctc	192
	Asp Val Leu Ala Asp Ala Leu Thr Asp Leu Arg Leu Ala Leu Asn Leu	
	50 55 60	
20	gac cca ctc ccg cgc cgc gcc gcc gag ggc ttc gcg ctc ttc ttc gac	240
	Asp Pro Leu Pro Arg Arg Ala Ala Glu Gly Phe Ala Leu Phe Phe Asp	
	65 70 75 80	
	gac ctc ctg tcg cgg gcg cag gcg cgg gac tgg ttc gac cac gtc gcc	288
	Asp Leu Leu Ser Arg Ala Gln Ala Arg Asp Trp Phe Asp His Val Ala	

25

30

35

40

45

50

55

EP 1 616 013 B1

				85				90				95					
	ccc	tcc	ctc	gcc	cgc	ctc	ctc	cgc	ctc	ccc	acg	ctg	ctc	gag	ggc		336
	Pro	Ser	Leu	Ala	Arg	Leu	Leu	Leu	Arg	Leu	Pro	Thr	Leu	Leu	Glu	Gly	
				100				105				110					
5	cac	tac	cgc	gcc	gcc	ggc	gac	gag	gct	cgc	ggg	ctc	cgc	atc	ctg	agc	384
	His	Tyr	Arg	Ala	Ala	Gly	Asp	Glu	Ala	Arg	Gly	Leu	Arg	Ile	Leu	Ser	
				115				120				125					
	tcg	cag	gat	gcc	ggg	ctc	gtg	ctc	ctc	agc	cag	gag	ctc	gcc	gcc	gcg	432
	Ser	Gln	Asp	Ala	Gly	Leu	Val	Leu	Leu	Ser	Gln	Glu	Leu	Ala	Ala	Ala	
10				130				135				140					
	ctg	ctc	gcc	tgc	gcg	ctc	ttc	tgc	ctg	ttc	ccc	acc	gcc	gat	agg	gcc	480
	Leu	Leu	Ala	Cys	Ala	Leu	Phe	Cys	Leu	Phe	Pro	Thr	Ala	Asp	Arg	Ala	
				145			150				155					160	
	gag	gcg	tgc	ctc	ccg	gcg	atc	aat	ttc	gat	agc	cta	ttt	gcg	gca	ctg	528
	Glu	Ala	Cys	Leu	Pro	Ala	Ile	Asn	Phe	Asp	Ser	Leu	Phe	Ala	Ala	Leu	
15				165						170					175		
	tgt	tat	aat	tcg	agg	caa	agc	cag	gag	cag	aag	gtg	agg	tgc	ctt	gtt	576
	Cys	Tyr	Asn	Ser	Arg	Gln	Ser	Gln	Glu	Gln	Lys	Val	Arg	Cys	Leu	Val	
				180						185				190			
	cac	tat	ttt	gac	agg	gtg	acc	gct	tct	aca	cct	act	ggg	tcc	ggt	tcg	624
20	His	Tyr	Phe	Asp	Arg	Val	Thr	Ala	Ser	Thr	Pro	Thr	Gly	Ser	Val	Ser	
				195				200					205				
	ttt	gag	cgt	aag	gtt	ctt	cct	cgc	cgt	cct	gaa	tct	gat	ggc	att	acg	672
	Phe	Glu	Arg	Lys	Val	Leu	Pro	Arg	Arg	Pro	Glu	Ser	Asp	Gly	Ile	Thr	
				210				215				220					
	tac	cct	gac	atg	gat	act	tgg	atg	aaa	tct	ggg	ggt	ccc	ctt	tgc	aca	720
25	Tyr	Pro	Asp	Met	Asp	Thr	Trp	Met	Lys	Ser	Gly	Val	Pro	Leu	Cys	Thr	
				225			230				235					240	
	ttc	cgg	gta	ttt	tcc	tca	ggc	ttg	ata	gaa	gat	gag	gaa	caa	gaa	gcc	768
	Phe	Arg	Val	Phe	Ser	Ser	Gly	Leu	Ile	Glu	Asp	Glu	Glu	Gln	Glu	Ala	
				245							250				255		
	ctt	gaa	ggt	gac	ttt	gca	aat	aga	tat	ttg	gga	ggg	ggc	gca	ctt	tcc	816
30	Leu	Glu	Val	Asp	Phe	Ala	Asn	Arg	Tyr	Leu	Gly	Gly	Gly	Ala	Leu	Ser	
				260						265				270			
	aga	ggc	tgc	gtg	cag	gaa	gaa	atc	cgg	ttc	atg	ata	aac	cca	gaa	ttg	864
	Arg	Gly	Cys	Val	Gln	Glu	Glu	Ile	Arg	Phe	Met	Ile	Asn	Pro	Glu	Leu	
				275				280					285				
	atc	gtg	ggc	atg	ctc	ttc	atg	ggt	tca	atg	gaa	gat	aat	gaa	gct	ata	912
35	Ile	Val	Gly	Met	Leu	Phe	Met	Val	Ser	Met	Glu	Asp	Asn	Glu	Ala	Ile	
				290			295					300					
	gaa	att	ggt	ggg	gca	gaa	agg	ttc	tca	cag	tac	atg	ggg	tat	ggg	tcc	960
	Glu	Ile	Val	Gly	Ala	Glu	Arg	Phe	Ser	Gln	Tyr	Met	Gly	Tyr	Gly	Ser	
				305			310				315				320		
	tca	ttc	cgt	ttt	act	ggg	gac	tac	tta	gat	agc	aaa	ccc	ttt	gat	gcg	1008
40	Ser	Phe	Arg	Phe	Thr	Gly	Asp	Tyr	Leu	Asp	Ser	Lys	Pro	Phe	Asp	Ala	
				325						330					335		
	atg	ggg	aga	cgg	aaa	act	agg	ata	gtg	gca	att	gat	gct	ttg	gac	tgt	1056
	Met	Gly	Arg	Arg	Lys	Thr	Arg	Ile	Val	Ala	Ile	Asp	Ala	Leu	Asp	Cys	
				340						345				350			
	cca	act	agg	tta	cag	ttt	gaa	tct	agt	ggg	ctt	cta	agg	gaa	gtg	aac	1104
45	Pro	Thr	Arg	Leu	Gln	Phe	Glu	Ser	Ser	Gly	Leu	Leu	Arg	Glu	Val	Asn	
				355				360					365				
	aag	gct	ttt	tgt	gga	ttt	ttg	gat	caa	tca	aat	cat	cag	ctc	tgt	gca	1152
	Lys	Ala	Phe	Cys	Gly	Phe	Leu	Asp	Gln	Ser	Asn	His	Gln	Leu	Cys	Ala	
				370			375					380					
	aag	ctt	gtc	cag	gat	tta	aat	aca	aag	gat	aac	tgt	cca	agt	gtc	att	1200
50	Lys	Leu	Val	Gln	Asp	Leu	Asn	Thr	Lys	Asp	Asn	Cys	Pro	Ser	Val	Ile	
				385		390					395				400		
	cct	gat	gaa	tgc	ata	gga	ggt	tca	act	gga	aac	tgg	ggg	tgc	ggg	gct	1248
55	Pro	Asp	Glu	Cys	Ile	Gly	Val	Ser	Thr	Gly	Asn	Trp	Gly	Cys	Gly	Ala	
				405						410				415			

EP 1 616 013 B1

	ttt ggt gga aac cct gaa atc aag agc atg att caa tgg att gct gca	1296
	Phe Gly Gly Asn Pro Glu Ile Lys Ser Met Ile Gln Trp Ile Ala Ala	
	420 425 430	
5	tca cag gca ctc cga tct ttt att aac tac tac act ttt gag tcc gaa	1344
	Ser Gln Ala Leu Arg Ser Phe Ile Asn Tyr Tyr Thr Phe Glu Ser Glu	
	435 440 445	
	tca ctg aaa aga tta gaa gag gtg acc cag tgg ata ttg cgc cat agg	1392
	Ser Leu Lys Arg Leu Glu Glu Val Thr Gln Trp Ile Leu Arg His Arg	
	450 455 460	
10	tgg acg gtt ggc gag ttg tgg gac atg ctt gtg gag tat tca tcc cag	1440
	Trp Thr Val Gly Glu Leu Trp Asp Met Leu Val Glu Tyr Ser Ser Gln	
	465 470 475 480	
	agg cta aga gga gac acc aat gag ggc ttt tta aca tgg cta ctt ccc	1488
	Arg Leu Arg Gly Asp Thr Asn Glu Gly Phe Leu Thr Trp Leu Leu Pro	
	485 490 495	
15	aag gac atc ccc aat ggt gat gta gat tac atg tgt gaa tag	1530
	Lys Asp Ile Pro Asn Gly Asp Val Asp Tyr Met Cys Glu	
	500 505	

20 <210> 16
 <211> 509
 <212> PRT
 <213> Oryza sativa

25 <400> 16

30

35

40

45

50

55

EP 1 616 013 B1

Met Glu Ala Arg Gly Asp Leu Arg Ser Ile Leu Pro Tyr Leu Pro Val
 1 5 10 15

Val Leu Arg Gly Gly Ala Leu Phe Trp Pro Pro Ala Ala Gln Glu Ala
 5 20 25 30

Leu Lys Ala Leu Ala Leu Gly Pro Asp Val Ser Arg Val Ser Ser Gly
 35 40 45

Asp Val Leu Ala Asp Ala Leu Thr Asp Leu Arg Leu Ala Leu Asn Leu
 10 50 55 60

Asp Pro Leu Pro Arg Arg Ala Ala Glu Gly Phe Ala Leu Phe Phe Asp
 65 70 75 80

Asp Leu Leu Ser Arg Ala Gln Ala Arg Asp Trp Phe Asp His Val Ala
 15 85 90 95

Pro Ser Leu Ala Arg Leu Leu Leu Arg Leu Pro Thr Leu Leu Glu Gly
 100 105 110

His Tyr Arg Ala Ala Gly Asp Glu Ala Arg Gly Leu Arg Ile Leu Ser
 20 115 120 125

Ser Gln Asp Ala Gly Leu Val Leu Leu Ser Gln Glu Leu Ala Ala Ala
 130 135 140

Leu Leu Ala Cys Ala Leu Phe Cys Leu Phe Pro Thr Ala Asp Arg Ala
 25 145 150 155 160

Glu Ala Cys Leu Pro Ala Ile Asn Phe Asp Ser Leu Phe Ala Ala Leu
 30 165 170 175

Cys Tyr Asn Ser Arg Gln Ser Gln Glu Gln Lys Val Arg Cys Leu Val
 180 185 190

35

40

45

50

55

EP 1 616 013 B1

His Tyr Phe Asp Arg Val Thr Ala Ser Thr Pro Thr Gly Ser Val Ser
 195 200 205
 5 Phe Glu Arg Lys Val Leu Pro Arg Arg Pro Glu Ser Asp Gly Ile Thr
 210 215 220
 Tyr Pro Asp Met Asp Thr Trp Met Lys Ser Gly Val Pro Leu Cys Thr
 225 230 235 240
 10 Phe Arg Val Phe Ser Ser Gly Leu Ile Glu Asp Glu Glu Gln Glu Ala
 245 250 255
 Leu Glu Val Asp Phe Ala Asn Arg Tyr Leu Gly Gly Gly Ala Leu Ser
 260 265 270
 15 Arg Gly Cys Val Gln Glu Glu Ile Arg Phe Met Ile Asn Pro Glu Leu
 275 280 285
 Ile Val Gly Met Leu Phe Met Val Ser Met Glu Asp Asn Glu Ala Ile
 290 295 300
 20 Glu Ile Val Gly Ala Glu Arg Phe Ser Gln Tyr Met Gly Tyr Gly Ser
 305 310 315 320
 Ser Phe Arg Phe Thr Gly Asp Tyr Leu Asp Ser Lys Pro Phe Asp Ala
 325 330 335
 25 Met Gly Arg Arg Lys Thr Arg Ile Val Ala Ile Asp Ala Leu Asp Cys
 340 345 350
 Pro Thr Arg Leu Gln Phe Glu Ser Ser Gly Leu Leu Arg Glu Val Asn
 355 360 365
 30 Lys Ala Phe Cys Gly Phe Leu Asp Gln Ser Asn His Gln Leu Cys Ala
 370 375 380
 Lys Leu Val Gln Asp Leu Asn Thr Lys Asp Asn Cys Pro Ser Val Ile
 385 390 395 400
 Pro Asp Glu Cys Ile Gly Val Ser Thr Gly Asn Trp Gly Cys Gly Ala
 405 410 415
 40 Phe Gly Gly Asn Pro Glu Ile Lys Ser Met Ile Gln Trp Ile Ala Ala
 420 425 430
 Ser Gln Ala Leu Arg Ser Phe Ile Asn Tyr Tyr Thr Phe Glu Ser Glu
 435 440 445
 45 Ser Leu Lys Arg Leu Glu Glu Val Thr Gln Trp Ile Leu Arg His Arg
 450 455 460
 Trp Thr Val Gly Glu Leu Trp Asp Met Leu Val Glu Tyr Ser Ser Gln
 465 470 475 480
 50 Arg Leu Arg Gly Asp Thr Asn Glu Gly Phe Leu Thr Trp Leu Leu Pro
 485 490 495
 Lys Asp Ile Pro Asn Gly Asp Val Asp Tyr Met Cys Glu
 500 505
 55

<210> 17

<211> 25

EP 1 616 013 B1

<212> DNA
<213> Artificial Sequence

<220>
5 <223> degenerate oligonucleotide primer PG1
<400> 17
atgtbccaca rmtckccrac mgtcc 25

<210> 18
10 <211> 28
<212> DNA
<213> Artificial Sequence

<220>
15 <223> degenerate oligonucleotide primer PG2
<400> 18
gggtytcwc caaaarcgcc rcawcccc 28

<210> 19
20 <211> 26
<212> DNA
<213> Artificial Sequence

<220>
25 <223> degenerate oligonucleotide primer PG3
<400> 19
gctatagaaa twgtyggtgy rgaaag 26

<210> 20
30 <211> 26
<212> DNA
<213> Artificial Sequence

<220>
35 <223> degenerate oligonucleotide primer PG4
<400> 20
agrggstgyg trcaggarga ratmccg 26

<210> 21
40 <211> 23
<212> DNA
<213> Artificial Sequence

<220>
45 <223> degenerate oligonucleotide primer PG5
<220>
<221> misc_feature
<222> (18)..(18)
<223> n=any nucleotide

50 <400> 21
atggargaya aygargcna hga 23

<210> 22
55 <211> 24
<212> DNA
<213> Artificial Sequence

EP 1 616 013 B1

<220>
 <223> degenerate oligonucleotide primer PG6

<400> 22
 5 ccaytgdagc atrctytda gytc 24

<210> 23
 <211> 603
 <212> DNA
 10 <213> zea mays

<400> 23

15 tagggctgtg tgcaggagga aatccgcttc atgataaacc ccgaattgat tgtgggtatg 60
 ctattcttgt cttgtatgga agataacgag gctatagaaa tctttggtgc agaacggttc 120
 tcacagtata tgggttatgg ttccctcctt cgctttggtg gtgactattt agataccaaa 180
 ccctttgatt cgatgggcag acggagaact aggattgtgg ctatcgatgc ttgggactgt 240
 ccagctaggt tacactatga atctggctgt ctccctaaggg aagtgaacaa ggcattttgt 300
 ggatthttcg atcaatcgaa acaccatctc tatgcaagc tttccagga ttgcacaac 360
 20 aaggatgact tttcaagcat caattccagt gagtacgtag gagtttcaac aggaaactgg 420
 ggttggtgtg cttttggtgg aaaccctgaa atcaagagca tgattcagtg gattgctgca 480
 tcacaggctc ttcgcccttt tgtaattac tacacttttg agaacgtgtc tctgcaaaga 540
 ttagaggagg tgatccagtg gatacggctt catggctgga ctgtcggcga gctgtggaac 600
 ata 603

25 <210> 24
 <211> 12987
 <212> DNA
 <213> Artificial sequence

30 <220>
 <223> T-DNA vector comprising a chimeric ParG expression reducing gene
 <220>
 <221> misc feature
 35 <222> (1)..(25)
 <223> complement of Left T-DNA border

<220>
 <221> misc_feature
 40 <222> (58)..(318)
 <223> complement of 3' nos

<220>
 <221> misc_feature
 45 <222> (337)..(888)
 <223> bar coding region

<220>
 <221> misc_feature
 50 <222> (889)..(1721)
 <223> 35S promoter

<220>
 <221> misc_feature
 55 <222> (1728)..(3123)
 <223> 35S promoter

<220>

EP 1 616 013 B1

<221> misc_feature
<222> (3133)..(3311)
<223> part of ParG homologue of Zea mays

5 <220>
<221> misc_feature
<222> (3344)..(4085)
<223> Pdk intron

10 <220>
<221> misc_feature
<222> (4119)..(4297)
<223> part of ParG homologue of Zea mays (inverted)

15 <220>
<221> misc_feature
<222> (4310)..(5020)
<223> 3' OCS

20 <220>
<221> misc_feature
<222> (5066)..(5042)
<223> Right T-DNA border

25 <400> 24

30

35

40

45

50

55

EP 1 616 013 B1

	cggcaggata	tattcaattg	taaattggctc	catggcgatc	gctctagagg	atcttcccga	60
	tctagtaaca	tagatgacac	cgcgcgcgat	aatttatcct	agtttgcgcg	ctatatTTTTg	120
	TTTTctatcg	cgtattaaat	gtataattgc	gggactctaa	tcataaaaac	ccatctcata	180
5	aataacgtca	tgattacat	gttaattatt	acatgcttaa	cgtaattcaa	cagaaattat	240
	atgataatca	tcgcaagacc	ggcaacagga	ttcaatctta	agaaacttta	ttgccaaatg	300
	tttgaacgat	ctgcttcgga	tcctagacgc	gtgagatcag	atctcgggtga	cgggcaggac	360
	cggacggggc	ggtaccggca	ggctgaagtc	cagctgccag	aaaccacgt	catgccagtt	420
	cccgtgcttg	aagccggccg	cccgcagcat	gccgcggggg	gcataccga	gcgcctcgtg	480
	catgcgcacg	ctcgggtcgt	tgggcagccc	gatgacagcg	accacgctct	tgaagccctg	540
10	tgcctccagg	gacttcagca	ggtgggtgta	gagcgtggag	cccagtcccg	tccgctggtg	600
	gcggggggag	acgtacacgg	tcgactcggc	cgtccagtcg	taggcgttgc	gtgcctcca	660
	ggggcccgcg	taggcgatgc	cggcgacctc	gccgtccacc	tcggcgacga	gccagggata	720
	gcgctcccgc	agacggacga	ggtcgtccgt	ccactcctgc	ggttcctcgg	gctcggtagc	780
	gaagtgcacc	gtgcttgtct	cgatgtagtg	ggtgacgatg	gtgcagaccg	ccggcatgtc	840
	cgcctcgggt	gcacggcggg	tgtcggccgg	gcgtcgttct	gggtccatgg	ttatagagag	900
15	agagatagat	ttatagagag	agactggtga	tttcagcgtg	tcctctcaa	atgaaatgaa	960
	cttctttata	tagaggaagg	gtcttgcgaa	ggatagtggg	attgtgcgtc	atcccttacg	1020
	tcagtggaga	tgtcacatca	atccacttgc	tttgaagacg	tgggtggaac	gtcttctttt	1080
	tccacgatgc	tcctcgtggg	tgggggtcca	tcttggggac	cactgtcggc	agaggcatct	1140
	tgaatgatag	ccttctcttt	atcgcaatga	tggcatttgt	aggagccacc	tctcttttct	1200
	actgtccttt	cgatgaagtg	acagatagct	gggcaatgga	atccgaggag	gttctccgaa	1260
20	attatccttt	gttgaaaagt	ctcaatagcc	ccttgggtct	ctgagactgt	atcttgaca	1320
	tttttgaggt	agaccagagt	gtcgtgctcc	accatgttga	cgaagatttt	cttctgtca	1380
	ttgagtogta	aaagactctg	tatgaactgt	tcgccagtct	tcacggcgag	ttctgttaga	1440
	tcctcgatgt	gaatcttaga	ctccatgcat	ggccttagat	tcagtaggaa	ctaccttttt	1500
	agagactcca	atctctatta	cttgcccttg	tttatgaagc	aagccttgaa	tcgtccatac	1560
25	tggaaatagta	cttctgatct	tgaaaaatat	gtctttctct	gtgttcttga	tgcaattagt	1620
	cctgaatcct	ttgactgcat	ctttaaactt	cttgggaagg	tatttgatct	cctggagatt	1680
	gttactcggg	tagatcgtct	tgatgagacc	tgctgcgtag	gaacgcggcc	gcgtatacgt	1740
	atcgatatct	tcgaattcga	gctcgtcag	cggccgctcg	acgaattaat	tccaatocca	1800
	caaaaatctg	agcttaacag	cacagttgct	cctctcagag	cagaatcggg	tattcaacac	1860
	cctcatatca	actactacgt	tgtgtataac	ggtccacatg	ccggtatata	cgatgactgg	1920
30	ggttgtaaaa	aggcggcaac	aaacggcggt	cccggagttg	cacacaagaa	atctgccact	1980
	attacagagg	caagagcagc	agctgacgcg	tacacaacaa	gtcagcaaac	agacagggtg	2040
	aacttcatcc	ccaaaggaga	agctcaactc	aagcccaaga	gctttgctaa	ggcctaaca	2100
	agcccaccaa	agcaaaaagc	ccactggctc	acgctaggaa	ccaaaaggcc	cagcagtgat	2160
	ccagcccaaa	aagagatctc	ctttgccccg	gagattacaa	tggacgattt	cctctatctt	2220
	tacgatctag	gaaggaagtt	cgaagggtgaa	ggtgacgaca	ctatgttcac	actgataat	2280
35	gagaagggtta	gcctcttcaa	tttcagaaaag	aatgctgacc	cacagatggt	tagagaggcc	2340
	tacgcagcag	gtctcatcaa	gacgatctac	ccgagtaaca	atctccagga	gatcaaatat	2400
	cttccaaga	aggttaaaga	tgcagtcaaa	agattcagga	ctaattgcat	caagaacaca	2460
	gagaaagaca	tatttctcaa	gatcagaagt	actattccag	tatggacgat	tcaaggcttg	2520
	cttcataaac	caaggcaagt	aatagagatt	ggagtctcta	aaaaggtagt	tcctactgaa	2580

40

45

50

55

EP 1 616 013 B1

	tctaaggcca	tgcatggagt	ctaagattca	aatcgaggat	ctaacagaac	tcgcccgtga	2640
	gactggcgaa	cagttcatac	agagtctttt	acgactcaat	gacaagaaga	aaatcttcgt	2700
	caacatggtg	gagcacgaca	ctctgggtcta	ctccaaaaat	gtcaaagata	cagtcctcaga	2760
5	agaccaaagg	gctattgaga	cttttcaaca	aaggataatt	tcgggaaacc	tcctcggatt	2820
	ccattgcccc	gctatctgtc	acttcatcga	aaggacagta	gaaaaggaag	gtggctccta	2880
	caaatgccat	cattgcgata	aaggaaaggg	tatcattcaa	gatctctctg	ccgacagtgg	2940
	tcccaaagat	ggacccccac	ccacgaggag	catcgtggaa	aaagaagacg	ttccaaccac	3000
	gtcttcaaag	caagtggatt	gatgtgacat	ctccactgac	gtaagggatg	acgcacaatc	3060
	ccactatcct	tcgcaagacc	cttcctctat	ataaggaagt	tcatttcatt	tggaaggagc	3120
10	acgctcgagc	ccgaattgat	tgtgggtatg	ctattcttgg	cttgtatgga	agataacgag	3180
	gctatagaaa	tctttgggtg	agaacggttc	tcacagtata	tgggttatgg	ttcctccttt	3240
	cgctttggtg	gtgactatct	agataccaaa	ccctttgatt	cgatgggcag	acggagaact	3300
	aggattgtgg	cggtaccccc	gcttggtaag	gaaataatta	ttttcttttt	tccttttagt	3360
	ataaaatagt	taagtgatgt	taattagtat	gattataata	atatagttgt	tataattgtg	3420
15	aaaaataaat	ttataaatat	attgtttaca	taacaacat	agtaatgtaa	aaaaatatga	3480
	caagtgatgt	gtaagacgaa	gaagataaaa	gttgagagta	agtatattat	ttttaatgaa	3540
	tttgatcgaa	catgtaagat	gatatactag	cattaatatt	tgttttaact	ataatagtaa	3600
	ttctagctgg	tttgatgaat	taaatatcaa	tgataaaaata	ctatagtaaa	aataagaata	3660
	aataaattaa	aataatattt	ttttatgatt	aatagtttat	tatataatta	aatatctata	3720
	ccattactaa	atatttttagt	ttaaaagtta	ataaatattt	tgttagaaat	tccaatctgc	3780
20	ttgtaattta	tcaataaaca	aaatattaaa	taacaagcta	aagtaacaaa	taatatcaaa	3840
	ctaatagaaa	cagtaatcta	atgtaacaaa	acataatcta	atgctaatat	aacaagcgc	3900
	aagatctatc	atttttatata	gtattatattt	caatcaacat	tcttattaat	ttctaaataa	3960
	tacttgtagt	tttattaact	tctaaatgga	ttgactatta	attaaatgaa	ttagtcgaac	4020
	atgaataaac	aaggtaacat	gatagatcat	gtcatttgtg	tatcattgat	cttacatttg	4080
	gattgattac	agttgggaag	ctgggttcga	aatcgatagc	cacaatccta	gttctccgtc	4140
25	tgcccatcga	atcaaagggt	ttgggtatcta	aatagtcacc	aacaagcga	aggaggaac	4200
	cataacccat	atactgtgag	aaccgttctg	caccaaagat	ttctatagcc	tcgttatctt	4260
	ccatacaaga	caagaatagc	ataccacaaa	tcaattcggg	tctagagtcc	tgctttaatg	4320
	agatatgcga	gacgcctatg	atogcatgat	atcttgccttc	aatctctgtg	tgcaagttgt	4380
	aaaaaacctg	agcatgtgta	gctcagatcc	ttaccgcccg	tttcggttca	ttctaataaa	4440
30	tatatcacc	gttactatcg	tatttttatg	aataatattc	tcggttcaat	ttactgattg	4500
	taccctacc	cttatatgta	caatattaaa	atgaaacaaa	tatattgtgc	tgaaatggtt	4560
	tatagcgaca	tctatgatag	agcgccacaa	taacaaacaa	ttcggtttta	ttattacaaa	4620
	tccaatttta	aaaaaagcgg	cagaaccggg	caaacctaaa	agactgatta	cataaatctt	4680
	attcaaattt	caaaaggccc	caggggctag	tatctacgac	acaccgagcg	gcgaactaat	4740
	aacgttcact	gaagggaact	ccgggtccccc	gccggcgcgc	atgggtgaga	ttccttgaag	4800
35	ttgagtattg	gccgtccgct	ctaccgaaag	ttaccgggac	cattcaaccc	ggtccagcac	4860
	ggcggccggg	taaccgactt	gctgccccga	gaattatgca	gcattttttt	ggtgtatgtg	4920
	ggccccaaat	gaagtgcagg	tcaaaccttg	acagtgacga	caaatcgttg	ggcgggtcca	4980
	gggcgaattt	tgcgacaaca	tgctcgaggct	cagcagggacc	tcaggttcga	cgccagagta	5040
	ctggcaggat	atataaccgtt	gtaatttgct	gccgtgtgaat	aagtcgctgt	gtatggttgt	5100
	ttgattgttt	ctggtggagt	gcagccattt	tcaccggaca	agtcggctag	attgatttag	5160
40	ccctgatgaa	ctgccgaggg	gaagccatct	tgagcgcgga	atgggaatgg	atttcgttgt	5220
	acaacgagac	gacagaacac	ccacgggacc	gagcttcgat	cgagcatcaa	atgaaactgc	5280
	aattttattca	tatcaggatt	atcaatacca	tatttttgaa	aaagccggtt	ctgtaatgaa	5340
	ggagaaaact	caccgaggca	gttccatagg	atggcaagat	cctggtatcg	gtctgcgatt	5400
	ccgactcgtc	caacatcaat	acaacctatt	aatttcccct	cgtcaaaaaa	aaggttatca	5460
45	agtgagaaat	caccatgagt	gacgactgaa	tcgggtgaga	atggcaaaag	tttatgcatt	5520
	tctttccaga	cttgttcaac	agccagccca	ttacgctcgt	catcaaaatc	actcgcacat	5580
	accaaaccgt	tattcattcg	tgattgcgccc	tgagcagagac	gaaatacgcc	gctgttaaaa	5640
	ggacaattac	aaacaggaat	cgaatgcaac	cggcgcagga	acactgccag	cgcatcaaca	5700
	atattttcac	ctgaatcagg	atattcttct	aatacctgga	atgctgtttt	tcgggggatc	5760
	gcagtgggtga	gtaacctatg	atcatcagga	gtacggataa	aatgcttgat	ggtcgggaaga	5820
50	ggcataaatt	ccgtcagcca	gtttagtctg	accatctcat	ctgtaacatc	attggcaacg	5880
	ctacccttgc	catgtttcag	aaacaactct	ggcgcctcgg	gcttcccata	caatcgatag	5940
	attgtcgcac	ctgattgcc	gacattatcc	gaatctggca	attccggttc	gcttgcctgc	6000
	cataaaaccg	cccagctctag	ctategccat	tgaaagccac	tgcaagctac	ctgctttctc	6060
	tttgcgcttg	cgttttccgg	atcttcttga	gatccttttt	ttctgcgctg	aatctgctgc	6120
	ttgcaaacaa	aaaaaccacc	gctaccagcg	gtgggttgg	tgccggatca	agagctacca	6180
55	actctttttc	cgaaggtaac	tggcttcagc	agagcgcaga	taccaaatc	tgtccttcta	6240

EP 1 616 013 B1

	gtgtagccgt	agttaggcca	ccacttcaag	aactctgtag	caccgcctac	atacctcgct	6300
	ctgctaatec	tgttaccagt	ggctgctgcc	agtggcgata	agtcgtgtct	taccgggttg	6360
	gactcaagac	gatagtacc	ggataaggcg	cagcggctcg	gctgaacggg	gggttcgtgc	6420
5	acacagccca	gcttggagcg	aacgacctac	accgaactga	gataacctaca	gcgtgagcta	6480
	tgagaaaacg	ccacgcttcc	cgaagggaga	aaggcggaca	ggtatccggg	aagcggcagg	6540
	gtcggaaacag	gagagcgcac	gagggagctt	ccagggggaa	acgcctggta	tctttatagt	6600
	cctgtcgggt	ttcgccacct	ctgacttgag	cgctgatttt	tgtgatgctc	gtcagggggg	6660
	cggagcctat	ggaaaaacgc	cagcaacgcg	gcctttttac	ggttcctggc	cttttgctgg	6720
	ccttttgctc	acatgttctt	tcctgcgtaa	tccccgatt	ctgtggataa	ccgtattacc	6780
10	gcctttgagt	gagctgatac	cgctcgccgc	agccgaacga	ccgagcgag	cgagtcagtg	6840
	agcaggaag	cggaagagcg	cctgatgagg	tattttctcc	ttacgcatct	gtgcggtatt	6900
	tcacaccgca	tatgggtcac	tctcagtaca	atctgctctg	atgccgata	gtaagccag	6960
	tatacactcc	gctatcgcta	cgtagctggg	tcatggctgc	gccccgacac	ccgccaacac	7020
	ccgctgacgc	gcccctgacg	gcttgtctgc	tccccgcatc	cgcttacaga	caagctgtga	7080
	ccgtctccgg	gagctgcatg	tgtcagaggt	tttaccgctc	atcaccgaaa	cgcgcgaggc	7140
15	aggggtgcctt	gatgtggggc	ccggcggctc	agtggcgacg	gcgcggcttg	tccggccctc	7200
	ggtagattgc	ctggccgtag	gccagccatt	tttgagcggc	cagcggccgc	gataggccga	7260
	cgcgaagcgg	cggggcgtag	ggagcgcagc	gaccgaaggg	taggcgcttt	ttgcagctct	7320
	tcggctgtgc	gctggccaga	cagttatgca	caggccaggc	gggttttaag	agttttaata	7380
	agttttaaag	agttttaggc	ggaaaaatcg	ccttttttct	cttttataatc	agtcacttac	7440
20	atgtgtgacc	ggttcccaat	gtacggcttt	gggttcccaa	tgtacgggtt	ccggttccca	7500
	atgtacggct	ttgggttccc	aatgtacgtg	ctatccacag	gaaagagacc	ttttcgacct	7560
	ttttccctcg	ctagggcaat	ttgccctage	atctgctccg	tacattagga	accggcggat	7620
	gcttcgcccc	cgatcagggt	gcggtagcgc	atgacagga	tcggggccagc	ctgccccgcc	7680
	tcctccttca	aatcgtactc	cggcaggtca	tttgaccoga	tcagcttgcg	cacgggtgaaa	7740
	cagaacttct	tgaactctcc	ggcgtgcca	ctgcttctgt	agatcgtctt	gaacaacccat	7800
25	ctggcttctg	ccttgectgc	ggcgcggcgt	gccaggcggg	agagaaaacg	gccgatgccg	7860
	ggatcgatca	aaaagtaatc	gggggtgaacc	gtcagcacgt	ccgggttctt	gccttctgtg	7920
	atctcgcggg	acatccaatc	agctagctcg	atctcgatgt	actccggccg	cccggttctg	7980
	ctctttacga	tcttgtagcg	gctaatacaag	gcttaccctt	cggataccgt	caccaggcgg	8040
	ccgttcttgg	ccttcttctg	acgctgcatg	ccaacgtgcg	tggtgtttaa	ccgaatgcag	8100
30	gthttctacca	ggctgctttt	ctgcttccg	ccatcggctc	gccggcagaa	cttgagtacg	8160
	tccgcaacgt	gtggacggaa	cacgcggccg	ggcttgtctc	ccttcccttc	ccggtatcgg	8220
	ttcatggatt	cgggttagatg	ggaaaccgcc	atcagtagca	ggtcgtaatc	ccacacactg	8280
	gccatgccgg	ccggccctgc	ggaaacctct	acgtgcccg	ctggaagctc	gtagcggatc	8340
	acctcgccag	ctcgtcggtc	acgcttcgac	agacggaaaa	cggccacgctc	catgatgctg	8400
	cgactatcgc	gggtgcccac	gtcatagagc	atcggaaacga	aaaaatctgg	ttgctcgtcg	8460
35	cccttggggc	gcttctctaat	cgacggcgca	ccggctgccc	gcggttgccg	ggattctttg	8520
	oggattcagat	cagcggccgc	ttgccacgat	ccatccgggc	gtgcttctgc	cttgatgcag	8580
	tgcgctggg	ggcctcgcgc	ggccttcaac	ttctccacca	ggtcataacc	cagcgcgcgc	8640
	ccgatttcta	ccgggcccga	tggtttgcca	ccgtcacgcc	gattcctcgg	gcttgggggt	8700
	tccagtgcca	ttgcagggcc	ggcagacaac	ccagccgctt	acgcctggcc	aaccgcccgt	8760
	tcctccacac	atggggcatt	ccacggcgctc	gggtgctggg	tgcttctgat	tttccatgcc	8820
40	gcctccttta	gccgctaata	ttcatctact	catttattca	tttgetcatt	tactctggtta	8880
	gctgcgcgat	gtattcagat	agcagctcgg	taatggtctt	gccttggcgt	accgcgtaca	8940
	tcttcagctt	gggtgtgatcc	tccgcggcca	actgaaagt	gaccgccttc	atggctggcg	9000
	tgtctgccag	gctggccaac	gctgagcct	tgctgctgcg	tgcgctcggg	cggccggcac	9060
	ttagcgtgtt	tgtgcttttg	ctcattttct	ctttacctca	ttaactcaaa	tgagttttga	9120
	tttaatttca	gcgccagcgc	cctggacctc	gcgggcagcg	tcgccctcgg	gthctgatcc	9180
45	aagaacgggt	gtgcccggcg	cggcagtgcc	tggttagctc	acgcgctgcg	tgatacggga	9240
	ctcaagaatg	ggcagctcgt	acccggccag	cgctcggca	acctcaccgc	cgatgcgcgt	9300
	gcctttgatc	gcccgcgaca	cgacaaaagg	cgctttagac	cttccatccg	tgacctcaat	9360
	gcgctgctta	accagctcca	ccaggtcggc	gggtggccat	atgtcgtaa	ggcttggctg	9420
	caaccggaatc	agcacgaagt	cggtgcctt	gatcgcggac	acagccaagt	ccgcccctg	9480
50	gggcgctccg	tcgatcacta	cgaagtccgc	ccggcagatg	gccttcacgt	cgcggccaat	9540
	cgtagcggcg	tcgatccoga	caacggtag	cggttagctc	tcccgacgg	ccgcccacac	9600
	gcgggcactg	ccctggggat	cggaatcgac	taacagaaca	tcggccccgg	cgagttgcag	9660
	ggcgcgggct	agatgggttg	cgatggctcg	cttgcctgac	ccgcctttct	ggtttaagtac	9720
	agcgataacc	ttcatgcgct	ccccttgcgt	atthgtttat	ttactcatcg	catcatatac	9780
	gcagcgaccg	catgacgcaa	gctgttttac	tcaaatatac	atcacctttt	tagacggcgg	9840
55	cgctcggttt	cttcagcggc	caagctggcc	ggccaggccc	ccagcttggc	atcagacaaa	9900

EP 1 616 013 B1

ccggccagga tttcatgcag ccgcacgggt gagacgtgcg cgggcggtc gaacacgtac 9960
 ccggccgca tcatctccgc ctcgatctct tcggtaatga aaaacggttc gtctggccg 10020
 tcctggtcg gtttcafgct tgttcctctt ggcgttcatt ctggcgcc gccagggcg 10080
 5 cggcctcgg caatgcgtcc tcacggaagg caccgcgcc cctggcctcg gtggcgctca 10140
 cttcctcgt gcgctcaagt gcgcggtaca gggtcgagcg atgcacgcca agcagtgacg 10200
 ccgcctctt cacgggtgcg ccttctcgtt cgatcagctc gcggcggtg gcgatctgtg 10260
 ccggggtgag ggtagggcgg gggccaaact tcacgcctcg ggccttggeg gcctcgccg 10320
 cgctccgggt gcggtcgatg attagggaac gctcgaactc ggcaatgceg gcgaacacgg 10380
 tcaacacat gggccggcc ggcgtgggtg tgctggccca cggtctgccc aggtacgca 10440
 10 ggcccgccg ggcctcctgg atgcctcgg caatgtccag taggtcgcgg gtgctgcggg 10500
 ccaggcggtc tagcctggtc actgtcaciaa cgctgccagg gcgtaggtgg tcaagcatcc 10560
 tggccagctc cgggcggtcg cgcctggtgc cgggtgatct ctcgaaaaac agcttggtgc 10620
 agccggccgc gtgcagttcg gcccgttggt tggcaagtc ctggtcgtcg gtgctgacgc 10680
 gggcatagcc cagcaggcca gcggcgccgc tcttgttcat ggcgtaagt ctccggttct 10740
 15 agtcgcaagt attctacttt atgcgactaa aacacgcgac aagaaaacgc caggaaaagg 10800
 gcagggcggc agcctgtcgc gtaacttagg acttggtgca catgtcgttt tcagaagacg 10860
 gctgcactga acgtcagaag ccgactgcac tatagcagcg gaggggttg atcgatccct 10920
 gctcgcgag gctgggtgccc aagctctcgg gtaacatcaa ggcccgatcc ttggagcctt 10980
 tgccctccc cagcatgatc gtgcccgtgat gaaaatccag atccttgacc cgcagttgca 11040
 aaccctcact gatccgcatg cccgttccat acagaagctg ggcaacaaa cgatgctcgc 11100
 20 cttccagaaa accgaggatg cgaaccactt catccggggg cagcaccacc ggcaagcggc 11160
 cggacggccg aggtcttccc atctcctgaa gccagggcag atccgtgcac agcacttgcc 11220
 gtagaagaac agcaaggccg ccaatgcctg acgatgcgtg gagaccgaaa ccttgccgctc 11280
 gttcgccagc caggacagaa atgcctcgac ttcgctgctg cccaaggttg cggggtgacg 11340
 cacaccgtgg aaacggatga aggcacgaac ccagtggaca taagcctgtt cggttcgtaa 11400
 gctgtaatgc aagtagcgtg tgcgctcag caactggctc agaacttga cgcagcgcag 11460
 25 cgggtgtaac ggcgcagtg ggttttcat ggcttgttat gactgttttt ttgggggtaca 11520
 gtctatgcct cgggcatcca agcagcaagc gcgttacgcc gtgggtcgat gtttgatggt 11580
 atggagcagc aacgatgta cgcagcaggg cagtcgccct aaaacaaagt taaacatcat 11640
 gagggaaagc gtgatcgccg aagtatcgac tcaactatca gaggtagttg gcgtcatcga 11700
 gcgccatctc gaaccgacgt tgctggccgt acatttgtac ggctccgagc tggatggcgg 11760
 30 cctgaagcca cacagtgata ttgatttgct ggttacggtg accgtaaggc ttgatgaaac 11820
 aacgcggcga gctttgatca acgacctttt ggaaacttcg gcttcccctg gagagagcga 11880
 gattctccgc gctgtagaag tcaccattgt tgtgcacgac gatcatcttc cgtggcgtta 11940
 tccagctaag cgcgaactgc aatttgaga atggcagcgc aatgacattc ttgcaggtat 12000
 cttcagcca gccacgatcg acattgatct ggctatcttg ctgacaaaag caagagaaca 12060
 tagcgttgcc ttggtaggtc cagcggcgga ggaactcttt gatccggttc ctgaacagga 12120
 35 tctatttgag gcgctaaatg aaaccttaac gctatggaac tcgcccggc actgggctgg 12180
 cgatgagcga aatgtagtgc ttacggtgct ccgcatttg tacagcgcag taaccggcaa 12240
 aatcgcccg aaggatgctg ctgcccactg ggcaatggag cgcctgcccg ccagtatca 12300
 gccgctcata cttgaagcta gacaggctta tcttgacaa gaagaagatc gcttggcctc 12360
 gcgcgagat cagttggaag aatttgcca ctacgtgaaa ggcgagatca ccaaggtagt 12420
 40 cggcaataa tgtctaaciaa ttcggtcaag ccgacgccgc ttcgcccgc ggcttaactc 12480
 aagcgttaga tgcactaagc acataattgc tcacagccaa actatcaggt caagtctgct 12540
 tttattattt ttaagcgtgc ataataagcc ctacacaaat tgggagatat atcatgaaag 12600
 gctggctttt tcttgttatc gcaatagtgt gcgaagtaat cgcaacatcc gcattaaaat 12660
 ctacgaggg ctttactaag ctacgttctg ttgctgctcc ggtaccgtga acgctcggctc 12720
 gattgtacct gcgttcaaat actttgcgat cgtgttgccg gcctgcccgg tgcgtcggct 12780
 45 gatctcagc atcactgct tctctcgcaa ccgatccga cggatgatgt ttaaaagtc 12840
 catgtggatc actccgttg cccgtcgtc accgtgttg ggggaaggtg cacatggctc 12900
 agttctcaat ggaattatc tgcctaaccg gctcagttct gcgtagaaac caacatgcaa 12960
 gctccaccgg gtgcaaaagg gcagcgg 12987

50 <210> 25
 <211> 13226
 <212> DNA
 <213> Artificial sequence

55 <220>
 <223> T-DNA vector comprising a chimeric ParG expression reducing gene
 <220>
 <221> misc_feature

EP 1 616 013 B1

<222> (1)..(25)
<223> Left T-DNA border (C)

5
<220>
<221> misc_feature
<222> (58)..(318)
<223> 3' nos (C)

10
<220>
<221> misc_feature
<222> (337)..(888)
<223> bar coding region (C)

15
<220>
<221> misc_feature
<222> (889)..(1721)
<223> 35S3 promoter region (C)

20
<220>
<221> misc_feature
<222> (1778)..(3123)
<223> 35S promoter region

25
<220>
<221> misc_feature
<222> (3130)..(3431)
<223> part of ParG homologue of Zea mays

30
<220>
<221> misc_feature
<222> (3464)..(4205)
<223> Pdk-intron

35
<220>
<221> misc_feature
<222> (4238)..(4536)
<223> part of ParG homologue of Zea mays (C)

40
<220>
<221> misc_feature
<222> (4549)..(5259)
<223> 3' ocs

45
<220>
<221> misc_feature
<222> (5281)..(5305)
<223> Right T-dNA border (C)

50
<400> 25

55

EP 1 616 013 B1

	cggcaggata	tattcaattg	taaatggctc	catggcgatc	gctctagagg	atcttccga	60
	tctagtaaca	tagatgacac	cgcgcgcat	aatttatcct	agtttgcgcg	ctatattttg	120
	ttttctatcg	cgtattaaat	gtataattgc	gggactctaa	tcataaaaaac	ccatctcata	180
5	aataacgtca	tgcattacat	gttaattatt	acatgcttaa	cgtaattcaa	cagaaattat	240
	atgataatca	tcgcaagacc	ggcaacagga	ttcaatctta	agaaacttta	ttgccaaatg	300
	tttgaacgat	ctgcttcgga	tcctagacgc	gtgagatcag	atctcgggtga	cgggcaggac	360
	cggacggggc	ggtaccggca	ggctgaagtc	cagctgccag	aaaccacgt	catgccagtt	420
	ccogtgcttg	aagccggccg	cccgcagcat	gccgcggggg	gcatatccga	gcgcctcgtg	480
	catgcgcacg	ctcgggtcgt	tgggcagccc	gatgacagcg	accacgctct	tgaagccctg	540
10	tgctccagg	gacttcagca	ggtgggtgta	gagcgtggag	cccagtcccg	tccgctggtg	600
	gcggggggag	acgtacacgg	tcgactcggc	cgtccagtcg	taggcgttgc	gtgccttcca	660

15

20

25

30

35

40

45

50

55

EP 1 616 013 B1

	ggggcccgcg	taggcgatgc	ggcgacctc	gccgtccacc	tccggcgacga	gccagggata	720
	gcgctcccgc	agacggacga	ggcgtccgt	ccactcctgc	ggttcctgcg	gctcggtaag	780
	gaagttgacc	gtgcttgtct	cgatgtagtg	gttgacgatg	gtgcagaccg	ccggcatgtc	840
5	cgctcgggtg	gcacggcgga	tgctggccgg	gcgtcgttct	gggtccatgg	ttatagagag	900
	agagatagat	ttatagagag	agactgggtga	tttcagcgtg	tcctctccaa	atgaaatgaa	960
	cttccttata	tagaggaagg	gtcttgcgaa	ggatagtggg	attgtgcgtc	atcccttacg	1020
	tcagtggaga	tgccacatca	atccacttgc	tttgaagaag	tgggtggaac	gtcttctttt	1080
	tcacagatgc	tcctcgtggg	tgggggtcca	tccttgggac	cactgtcggc	agaggcatct	1140
	tgaatgatag	cctttccttt	atcgcaatga	tggcaattgt	aggagccacc	tccttttct	1200
10	actgtccttt	cgatgaagtg	acagatagct	gggcaatgga	atccgaggag	gtttcccga	1260
	attatccttt	gttgaagaag	ctcaatagcc	ccttggtctt	ctgagactgt	atctttgaca	1320
	tttttggagt	agaccagagt	gtcgtgctcc	accatgttga	cgaagatfff	cttctgttca	1380
	ttgagtctga	aaagactctg	tatgaactgt	tcgccagtct	tcacggcgag	ttctgttaga	1440
	tcctcgattt	gaatcttaga	ctccatgcat	ggccttagat	tcagtaggaa	ctaccttttt	1500
	agagactcca	atctctatta	cttgccctgg	ttatgaagc	aagcctttaa	tcgtccatac	1560
15	tggaaataga	ctctctgact	tgagaaatat	gtcttctct	gtgttcttga	tgcaattagt	1620
	cctgaatcct	ttgactgcat	ctttaaactt	cttgggaagg	tatttgatct	cctggagatt	1680
	gttactcggg	tagatcgtct	tgatgagacc	tgctgcgtag	gaacgcggcc	gcgtatacgt	1740
	atcgatatct	tcgaattcga	gctcgtcgg	cgcccgctcg	acgaattaat	tccaatccca	1800
	caaaaactcg	agcttaacag	cacagttgct	cctctcagag	cagaatcggg	tattcaacac	1860
20	cctcatatca	actactacgt	tggtataaac	ggccacatg	ccggtatata	cgatgactgg	1920
	ggttgtacaa	aggcggcaac	aaacggcggt	ccggagttg	cacacaagaa	atgtgccact	1980
	attacagagg	caagagcagc	agctgacgg	tacacaacaa	gtcagcaaac	agacaggttg	2040
	aacttcatcc	ccaaaggaga	agctcaactc	aagcccaaga	gctttgctaa	ggccctaaca	2100
	agccacccaa	agcaaaaagc	ccactggctc	acgctaggaa	ccaaaaggcc	cagcagtgat	2160
	ccagccccaa	aagagatctc	ccttgccccg	gagattacaa	tggacgattt	cctctatctt	2220
25	tacgatctag	gaaggaagtt	cgaagtgaa	ggtagcgaca	ctatgttcc	cactgataat	2280
	gagaaggtta	gcctcttcaa	tttcagaaag	aatgctgacc	cacagatgg	tagagaggcc	2340
	tacgcagcag	gtctcatcaa	gacgatctac	ccgagtaaca	atctccagga	gatcaaatac	2400
	cttcccaaga	aggttaaaga	tgagtcacaa	agattcagga	ctaattgcat	caagaacaca	2460
	gagaagaaga	tattttctcaa	gatcagaagt	actattccag	tatggacgat	tcaaggcttg	2520
	cttcataaac	caaggcaagt	aatagagatt	ggagtctcta	aaaaggtagt	tcctactgaa	2580
30	tctaaggcca	tgcatggagt	ctaagattca	aatcgaggat	ctaacagaac	tcgccgtgaa	2640
	gactggcgaa	cagttcatac	agagtctttt	acgactcaat	gacaagaaga	aaatcttctg	2700
	caacatggtg	gagcagcaca	ctctggctca	ctccaaaat	gtcaaagata	cagttctcaga	2760
	agaccaaagg	gctattgaga	cttttcaaca	aaggataatt	tcgggaaacc	tcctcggatt	2820
	ccattgccca	gctatctgtc	acttcatcga	aaggacagta	gaaaagggaag	gtggctccta	2880
35	caaatgccat	cattgcgata	aaggaaaggc	tatcattcaa	gatctctctg	ccgacagtgg	2940
	tcccaaatag	ggacccccac	ccacgaggag	catcgtggaa	aaagaagacg	ttccaaccac	3000
	gtcttcaaag	caagtggatt	gatgtgacat	ctccactgac	gtaagggatg	acgcaaatc	3060
	ccactatcct	tcgcaagacc	cttctctat	ataaggaagt	tcatttcatt	tggagaggac	3120
	acgctcgagg	aatctggctg	tctcctaagg	gaagtgaaca	aggcattttg	tggatttttc	3180
	gatcaatcga	aacaccatct	ctatgcgaag	ctttccagg	atgtgcaca	caaggatgac	3240
40	ttttcaagca	tcaattccag	tgagtacgta	ggagtttcaa	caggaaactg	gggtgtggt	3300
	gcttttggtg	gaaaccctga	aatcaagagc	atgattcagt	ggattgctgc	atcacaggct	3360
	cttcgccctt	ttgttaatta	ctacactttt	gagaacgtgt	ctctgcaaag	attagaggag	3420
	gtgatccagt	gggtacccca	gcttggtgta	gaaataatta	ttttcttttt	tccttttagt	3480
	ataaaaatag	taagtgatgt	taattagtat	gattataata	atatagttgt	tataattgtg	3540
	aaaaaataat	ttataaatat	attgtttaca	taacaacat	agtaatgtaa	aaaaatatga	3600
45	caagtgatgt	gtaagacgaa	gaagataaaa	gttgagagta	agtatattat	ttttaatgaa	3660
	tttgatcgaa	catgtaagat	gatatactag	cattaatatt	tgttttaatc	ataatagtaa	3720
	ttctagctgg	ttgatgaat	taaatatcaa	tgataaaata	ctatagtaaa	aataagaata	3780
	aataaatata	aataatattt	ttttatgatt	aatagtttat	tataataata	aatatctata	3840
	ccattactaa	atatttttagt	ttaaaagtta	ataaatattt	tgtagaaaat	tccaatctgc	3900
50	ttgtaattta	tcaataaaca	aaatattaaa	taacaagcta	aagtaacaaa	taatatcaaa	3960
	ctaatagaaa	cagtaactca	atgtaacaaa	acataactca	atgctaataat	aacaagcgc	4020
	aagatctatc	attttatata	gtattatfff	caatcaacat	tcttattaat	ttctaaataa	4080
	tactttagtg	tttattaact	tctaaatgga	ttgactatta	attaaatgaa	ttagtgcgaac	4140
	atgaataaac	aaggtaacat	gatagatcat	gtcattgtgt	tatcattgat	cttacatttg	4200
	gattgattac	agttgggaag	ctgggttcga	aatcgatcac	tggatcacct	cctctaactc	4260
55	ttgcagagac	acgttctcaa	aagtgtagta	attaacaaaa	gggcgaagag	cctgtgatgc	4320

EP 1 616 013 B1

	agcaatccac	tgaatcatgc	tcttgatttc	agggtttcca	ccaaaagcac	cacaacccca	4380
	gtttcctggt	gaaactccta	cgtaactcact	ggaattgatg	cttgaaaagt	catccttggt	4440
	gtgcaaatcc	tggaaaagct	tcgcatagag	atggtgtttc	gattgatcga	aaaatccaca	4500
5	aatgccttg	ttcacttccc	ttaggagaca	gccagattct	ctagagtcct	gctttaatga	4560
	gatatgcgag	acgcctatga	tcgcatgata	tttgctttca	attctggtgt	gcacgttgta	4620
	aaaaacctga	gcatgtgtag	ctcagatcct	taccgccggt	ttcggttcat	tctaataaat	4680
	atatcacccg	ttactatcgt	atTTTTatga	ataatattct	ccgttcaatt	tactgattgt	4740
	accctactac	ttatatgtac	aatattaaaa	tgaaaacaat	atattgtgct	gaatagggtt	4800
	atagcgacat	ctatgataga	gcgccacaat	aacaaacaat	tgcgttttat	tattacaaat	4860
10	ccaattttaa	aaaaagcggc	agaaccggtc	aaacctaaaa	gactgattac	ataaatctta	4920
	ttcaaatctc	aaaaggcccc	aggggctagt	atctacgaca	caccgagcgg	cgaactaata	4980
	acgttcactg	aagggaaactc	cggttccccg	ccggcgcgca	tgggtgagat	tccttgaagt	5040
	tgagtattgg	ccgtccgctc	taccgaaagt	taccggccacc	attcaacccg	gtccagcacg	5100
	gcgcccgggg	aaccgacttg	ctgccccgag	aattatgcag	catttttttg	gtgatgtgg	5160
	gccccaaatg	aagtgcagggt	caaaccttga	cagtgcagac	aaatcgttgg	gcggtccag	5220
15	ggcgaatctt	gcgacaacat	gtcagggctc	agcaggacct	gcaggtcgac	ggccgagtac	5280
	tggcaggata	tataccggtg	taatttgcg	ctgtgtaata	agtcgctgtg	tatgtttggt	5340
	tgattgtttc	tgttggagtg	cagcccattt	caccggacaa	gtcggctaga	ttgatttagc	5400
	cctgatgaac	tgccgagggg	aagccatctt	gagcgcggaa	tgggaatgga	ttcgttgta	5460
	caacgagacg	acagaacacc	cacgggaccg	agcttcgatc	gagcatcaaa	tgaactgca	5520
20	atTTattcat	atcaggatta	tcaataccat	atTTTTgaaa	aagccgtttc	tgtaatgaag	5580
	gagaaaactc	accgaggcag	ttccatagga	tggcaagatc	ctggtatcgg	tcTcgatcc	5640
	cgactcgtcc	aacatcaata	caacctatta	atTTccccctc	gtcaaaaata	aggttatcaa	5700
	gtgagaaatc	accatgagtg	acgactgaat	ccggtgagaa	tggcaaaagt	ttatgcattt	5760
	ctttccagac	ttgttcaaca	ggccagccat	taccgctcgtc	atcaaaatca	ctcgcataca	5820
	ccaaaccggt	attcattcgt	gattgcgctc	gagcgcagacg	aaatacgcgg	ctgttaaaag	5880
25	gacaattaca	aacaggaatc	gaatgcaacc	ggcgcaggaa	cactgccagc	gcatcaacaa	5940
	tattttcacc	tgaatcagga	tattcttcta	atacctggaa	tgctgttttt	ccggggatcg	6000
	cagtggtag	taaccatgca	tcacaggag	taccggataaa	atgcttgatg	gtcgggaagag	6060
	gcataaattc	cgtcagccag	tttagtctga	ccatctcatc	tgtaacatca	ttggcaacgc	6120
	tacctttgcc	atgtttcaga	aacaactctg	gcgcatcggg	cttcccatac	aatcgataga	6180
	ttgtgcacc	ctatgtcccg	acattatccg	aatctggcaa	ttcoggttcg	cttgcgtccc	6240
30	ataaaaccgc	ccagtctagc	tatcgccatg	taagcccact	gcaagctacc	tgctttctct	6300
	ttgcgcttgc	gttttccgga	tcttcttgag	atcctttttt	tctgcgcgta	atctgctgct	6360
	tgcaaacaaa	aaaaccaccg	ctaccagcgg	tggtttggtt	gccggatcaa	gagctaccaa	6420
	ctctttttcc	gaaggtaact	ggcttcagca	gagcgcagat	accaaatact	gtccttctag	6480
	tgtagccgta	gttaggccac	cacttcaaga	actctgtagc	accgcctaca	tacctcgctc	6540
35	tgctaactct	gttaccagtg	gctgctgcca	gtggcgataa	gtcgtgtctt	accgggttg	6600
	actcaagacg	atagttaccg	gataagggcg	agcggtcggg	ctgaacgggg	ggttcgtgca	6660
	cacaccagc	cttggagcga	acgacctaca	ccgaactgag	atacctacag	cgtgagctat	6720
	gagaaagcgc	cacgcttccc	gaagggagaa	aggcggacag	gtatccggtg	agcggcaggg	6780
	tcggaacagg	agagcgcacg	agggagcttc	cagggggaaa	cgctcgggat	ctttatagtc	6840
	ctgtcgggtt	tcgccacctc	tgacttgagc	gtcgattttt	gtgatgctcg	tcaggggggc	6900
40	ggagcctatg	gaaaaacgcc	agcaacgcgg	cctttttacg	gttctctggc	ttttgctggc	6960
	cttttgctca	catgttcttt	cctgcgttat	cccctgattc	tgtggataac	cgtattaccg	7020
	cctttgagtg	agctgatacc	gctcgcgcga	gccgaacgac	cgagcgcagc	gagtcagtga	7080
	gcgaggaagc	ggaagagcgc	ctgatgcggg	atTTtctcct	tacgcatactg	tgccggtattt	7140
	cacaccgcat	atggtgcact	ctcagtacaa	tctgctctga	tgccgcatag	ttaagccagt	7200
45	atacactccg	ctatcgctac	gtgactgggt	catggctcgg	ccccgacacc	cgccaacacc	7260
	cgctgacgcg	ccctgacggg	cttgtctgct	cccggcatcc	gcttacagac	aagctgtgac	7320
	ogtctccggg	agctgcatgt	gtcagaggtt	ttcaccgtca	tcaccgaaac	gcgcgaggca	7380
	gggtgccttg	atgtggggcg	cggcggtcga	gtggcgacgg	cgcggttgt	ccgcgccttg	7440
	gtagattgcc	tggccgtagg	ccagccattt	ttgagcggcc	agcggccgcg	ataggccgac	7500
	gcgaagcggc	ggggcgtagg	gagcgcagcg	accgaagggt	agcgcctttt	tgcaactctt	7560
50	cggtctgtcg	ctggccagac	agttatgcac	aggccaggcg	ggttttaaga	gttttaataa	7620
	gttttaaga	gttttaggcg	gaaaaatcgc	ctttttctc	ttttatatca	gtcacttaca	7680
	tgtgtgaccg	gttcccaatg	taccgcttgg	ggttcccaat	gtaccgggtc	cggttcccaa	7740
	tgtacggctt	tgggttccca	atgtacgtgc	tatccacagg	aaagagacct	tttcgacctt	7800
	tttcccctgc	tagggcaatt	tgccctagca	tctgctccgt	acattaggaa	ccggcggatg	7860
	cttcgcctc	gatcaggttg	cggtagcgc	tgactaggat	cgggccagcc	tgccccgcct	7920
55	cctccttcaa	atcgtactcc	ggcaggtcat	ttgacccgat	cagcttgccg	acgggtgaaac	7980

EP 1 616 013 B1

	agaacttctt	gaactctccg	gcgctgccac	tgcgttcgta	gategtcttg	aacaaccatc	8040
	tggcttctgc	cttgccctgcg	gcgcggcgtg	ccaggcggta	gagaaaaacgg	ccgatgccgg	8100
	gatcgatcaa	aaagtaātcg	gggtgaaccg	tcagcacgtc	cgggttcttg	ccttctgtga	8160
5	tctcgcggta	catccaatca	gctagctcga	tctcgatgta	ctccggccgc	ccggttctgc	8220
	tctttacgat	cttgtagcgg	ctaatacaagg	cttcaccctc	ggataaccgtc	accaggccggc	8280
	cgttcttggc	cttctctcgt	cgctgcattg	caacgtgcgt	gggtgttaac	cgaatgcagg	8340
	tttctaccag	tgcgtctttc	tgctttccgc	catcggctcg	ccggcagAAC	ttgagtacgt	8400
	ccgcaacggtg	tggacggaac	acgcggccgg	gcttgtctcc	cttcccttcc	cggtatcgg	8460
	tcatggattc	ggtagatgg	gaaaccgcca	tcagtaccag	gtcgtaatcc	cacacactgg	8520
10	ccatgccggc	cggccctgcg	gaaacctcta	cgtgcccgtc	tggaaagctcg	tagcggatca	8580
	cctcgcacgc	tcgtcggta	cgcttcgaca	gacggaaac	ggccacgtcc	atgatgctgc	8640
	gactatcgcg	gggtgccacg	tcatagagca	tcggaacgaa	aaaatctggt	tgctcgtcgc	8700
	ccttggcggg	cttccctaate	gacggcgcac	cggtcgcgg	cggttgccgg	gattccttgc	8760
	ggattcgatc	agcggccgct	tgccacgatt	caccggggcg	tgcttctgcc	tcgatgcgtt	8820
	gccgctgggc	ggcctgcgcg	gccttcaact	tctccaccag	gtcatcacc	agcggccgct	8880
15	cgatttgtac	cgggcgggat	ggtttgcgac	cgtcacgcg	attcctcggg	cttgggggtt	8940
	ccagtgccat	tgcaggcccg	gcagacaacc	cagccgctta	cgctcggcca	accgcccggt	9000
	cctccacaca	tggggcattc	cacggcgtcg	gtgcctgggt	gttcttgatt	ttccatgccg	9060
	cctcctttag	ccgctaaaa	tcactactc	atatttcat	ttgctcattt	actctggtag	9120
	ctgcccgatg	tattcagata	gcagctcgg	aatggctctg	ccttggcgt	ccgcgtacat	9180
20	cttcagcttg	gtgtgatcct	ccgccggcaa	ctgaaagtgt	accgcctca	tggctggcgt	9240
	gtctgccagg	ctggccaacg	ttgcagcctt	gctgctgcgt	gcgctcggac	ggccggcact	9300
	tagcgtgttt	gtgcttttgc	tcattttctc	tttacctcat	taactcaaat	gagtttgat	9360
	ttaatttcag	cggccagcgc	ctggacctcg	cgggcagcgt	cgccctcggg	ttctgattca	9420
	agaacggttg	tgcaggccgg	ggcagtgctt	gggtagctca	cgctcgtcgt	gataccggac	9480
	tcaagaatgg	gcagctcgt	cccggccagc	gcctcggcaa	cctcaccgcc	gatgcgcgtg	9540
25	cctttgatcg	cccgcgacac	gacaaaggcc	gctttagacc	ttccatccgt	gacctcaatg	9600
	cgctgcttaa	ccagctccac	caggtcggcg	gtggcccata	tgctcgtagg	gcttggctgc	9660
	accggaatca	gcacgaagtc	ggctgccttg	atcgcggaca	cagccaagtc	cgccgcctgg	9720
	ggcgtccgt	cgatcactac	gaagtgcgc	cggccgatgg	ccttcacgtc	cggtccaatc	9780
	gtcgggcggg	cgatgccgac	aacggttagc	ggttgatctt	cccgcacggc	cgcccaatcg	9840
	cgggactgc	cctggggatc	ggaatcgact	aacagaacat	cggccccggc	gagttgcagg	9900
30	gcgcgggcta	gatgggttgc	gatggtcgtc	ttgcctgacc	cgctttctg	gttaagtaca	9960
	gcgataacct	tcatgcgctt	cccttgcgta	tttgtttatt	tactcatcgc	atcatatacg	10020
	cagcgaccgc	atgacgcaag	ctgttttact	caaatacaca	tcacctttt	agacggcggc	10080
	gctcggtttc	ttcagcggcc	aagctggccg	gccaggccgc	cagcttggca	tcagacaaac	10140
	cggccaggat	ttcatgcagc	cgcacgggtg	agacgtgcgc	gggcccgtcg	aacacgtacc	10200
35	cggcccgat	catctccgcc	tcgatctctt	cggtaatgaa	aaacggttcg	tcttggcctg	10260
	cctgggtcgg	tttcatgctt	gttctctctg	gcgttcatct	tcggcggccg	ccagggtcct	10320
	ggcctcggtc	aatcgtcct	cacggaaggc	accgcgccgc	ctggcctcgg	tgggcgtcac	10380
	ttcctcgtg	cgctcaagtg	cgcggtacag	ggctcagcga	tgacgccaa	gcagtgcagc	10440
	cgctctttc	acgggtgcgg	cttctctggtc	gatcagctcg	cgggcgtgcg	cgatctgtgc	10500
	cggggtgagg	gtagggcggg	ggccaaactt	cacgcctcgg	gccttggcgg	cctcgcgcc	10560
40	gctccgggtg	cggtcgatga	ttagggaaacg	ctcgaactcg	gcaatgccgg	cgaacacggg	10620
	caacaccatg	cggccggccg	gcgtggtggt	gtcggcccac	ggctctgcca	ggctacgcag	10680
	gccgcgcgg	gcctcctgga	tgcctcggc	aatgtccagt	aggtcgcggg	tgctgcggcg	10740
	caggcggctc	agcctggtca	ctgtcacaac	gtcgcaggg	cgtaggtggt	caagcatcct	10800
	ggccagctcc	gggcggtcgc	gcctggtgcc	ggtagcttct	tcggaaaaca	gcttgggtgca	10860
	gccggccgg	tgcagttcgg	cccgttgggt	ggtaagtc	tggtcgtcgg	tgctgacgcg	10920
45	ggcatagccc	agcaggccag	cggcggcgct	cttgttcatg	gcgtaatgtc	tccggttcta	10980
	gtcgaagta	ttctacttta	tgcgactaaa	acacgcgaca	agaaaacgcc	aggaaaaggg	11040
	cagggcggca	gcctgtcgcg	taacttagga	cttgtgcgac	atgtcgtttt	cagaagacgg	11100
	ctgcactgaa	cgtcagaagc	cgactgcact	atagcagcgg	aggggttgg	tcgatccctg	11160
	ctcgcgcagg	ctgggtgcca	agctctcggg	taacatcaag	gccgatcct	tggagcctt	11220
50	gccctccgc	acgatgatcg	tgcctgatac	gaaatccaga	tccttgacc	gcagttgcaa	11280
	accctcactg	atccgatgc	ccgttccata	cagaagctgg	gcgaacaaac	gatgctcgc	11340
	ttccagaaaa	ccgaggatgc	gaaccacttc	atccggggtc	agcaccaccg	gcaagcggcc	11400
	ggacggccga	ggctctccga	tctcctgaag	ccagggcaga	tccgtgcaca	gcacttgccg	11460
	tagaagaaca	gcaaggccgc	caatgcctga	cgatgcgtgg	agaccgaaac	cttgcgctcg	11520
	ttcgcagcc	aggacagaaa	tgcctcgact	tcgctgctgc	ccaaggttgc	cggtgacgc	11580
55	acaccgtgga	aacggatgaa	ggcacgaacc	cagtgacat	aagcctgttc	ggttcgtgag	11640

ctgtaatgca agtagecgtat gcgctcacgc aactgggtcca gaaccttgac cgaacgcagc 11700
 ggtggtaacg ggcagtgggc ggttttcatg gcttggtatg actgtttttt tggggtagacag 11760
 tctatgcctc gggcatcaaa gcagcaagcg cgttacgccg tgggtcagatg tttgatggtta 11820
 5 tggagcagca acgatgttac gcagcagggc agtcgcccta aaacaaagt aaacatcatg 11880
 agggaagcgg tgatcgccga agtatcgact caactatcag aggtagttgg cgtcatcgag 11940
 cgccatctcg aaccgacggt gctggccgta catttgtagc gctccgcagt ggatggcggc 12000
 ctgaagccac acagtgatat tgatttgctg gttacgggtga ccgtaaggct tgatgaaaca 12060
 acgcggcgag ctttgatcaa cgaccttttg gaaacttcgg cttcccctgg agagagcgag 12120
 atttcccgcg ctgtagaagt caccattggt gtgcacgacg acatcattcc gtggcgttat 12180
 10 ccagctaagc gcgaactgca atttggagaa tggcagcgca atgacattct tgcaggtatc 12240
 ttcgagccag ccacgatcga cattgatctg gctatcttgc tgacaaaagc aagagaacat 12300
 agcgttgctt tggtaggtcc agcggcggag gaactcttgc atccggttcc tgaacaggat 12360
 ctatttgagg cgctaaatga aaccttaacg ctatggaact cgccgcccgga ctgggctggc 12420
 gatgagcga atgtagtgtc tacgttgtcc cgcatttggg acagcgcagt aaccggcaaa 12480
 15 atcgcgccga aggatgtcgc tgccgactgg gcaatggagc gcctgccggc ccagtatcag 12540
 cccgtcatalc ttgaagctag acaggcttat cttggacaag aagaagatcg cttggcctcg 12600
 cgcgagatc agttggaaga atttgtccac tacgtgaaag gcgagatcac caaggtagtc 12660
 ggcaataaat gtctaacaat tcgttcaagc cgacgccgct tcgcggcgcg gcttaactca 12720
 agcgttagat gcactaagca cataattgct cacagccaaa ctatcaggtc aagtctgctt 12780
 ttattatttt taagcgtgca taataagccc tacacaaatt gggagatata tcatgaaagg 12840
 20 ctggcctttt cttgttatcg caatagttgg cgaagtaatc gcaacatccg cattaataatc 12900
 tagcgagggc tttactaagc tagcttgcct ggtcgttccg gtaccgtgaa cgtcggctcg 12960
 attgtacctg cgttcaaata ctttgcgatc gtgttgccgc cctgcccggt gcgtcggctg 13020
 atctcacgga tcgactgctt ctctcgcaac gccatccgac ggatgatggt taaaagtccc 13080
 atgtggatca ctccgttgcc ccgtcgtca ccgtgttggg ggggaagggtgc acatggctca 13140
 25 gttctcaatg gaaattatct gcctaaccgg ctcagttctg cgtagaaacc aacatgcaag 13200
 ctccaccggg tgcaaacggc cagcgg 13226

30 Claims

1. A method to produce a plant tolerant to stress conditions comprising the steps of
 - (a) providing plant cells with a chimeric gene to create transgenic plant cells, said chimeric gene comprising
 - (i) a plant-expressible promoter;
 - (ii) a DNA region, which when transcribed yields a ParG inhibitory RNA molecule;
 - (iii) a 3' end region involved in transcription termination and polyadenylation;
 - (b) regenerating a population of transgenic plant lines from said transgenic plant cell; and
 - (c) identifying a stress tolerant plant line within said population of transgenic plant lines.
2. The method according to claim 1, wherein said parG inhibitory RNA molecule comprises a nucleotide sequence of at least 20 consecutive nucleotides of the nucleotide sequence of the ParG gene present in said plant cell.
3. The method according to claim 1, wherein said parG inhibitory RNA molecule comprises a nucleotide sequence of at least 20 consecutive nucleotides of the complement of the nucleotide sequence of the ParG gene present in said plant cell.
4. The method according to claim 2 or 3, wherein said chimeric gene further comprises a DNA region encoding a self-splicing ribozyme between said DNA region coding for said parG inhibitory RNA molecule and said 3' end region.
5. The method according to claim 1, wherein said parG inhibitory RNA comprises a sense region comprising a nucleotide sequence of at least 20 consecutive nucleotides of the nucleotide sequence of the ParG gene present in said plant cell and an antisense region comprising a nucleotide sequence of at least 20 consecutive nucleotides of the complement of the nucleotide sequence of the ParG gene present in said plant cell, wherein said sense and antisense region are capable of forming a double stranded RNA region comprising said at least 20 consecutive nucleotides.

6. The method according to anyone of claims 1 to 5 wherein said stress conditions are selected from heat, drought, nutrient depletion, oxidative stress or high light conditions.
7. The method according to anyone of claims 1 to 6, comprising further crossing said transgenic plant line with another plant line to obtain stress tolerant progeny plants.
8. A DNA molecule comprising
- (i) a plant-expressible promoter;
 - (ii) a DNA region, which when transcribed yields a ParG inhibitory RNA molecule;
 - (iii) a 3' end region involved in transcription termination and polyadenylation.
9. The DNA molecule according to claim 8, wherein said DNA region comprises a nucleotide sequence of at least 21 to 100 nucleotides of a nucleotide sequence encoding a protein comprising the amino acid sequence of SEQ ID No 1, 2 or 16 or at least 21 to 100 nucleotides of a nucleotide sequence of SEQ ID 3, 4, 15 or 23.
10. A plant cell comprising the DNA molecule of claim 8 or 9.
11. A plant consisting essentially of the plant cells of claim 10.
12. Seeds and propagating material of a plant according to claim 11, comprising the chimeric gene of claim 9 or 10.
13. A method to produce a plant tolerant to stress conditions comprising the steps of
- (a) subjecting a plant cell line or a plant or plant line, to mutagenesis;
 - (b) identifying those plant cells or plants that have a mutation in an endogenous ParG gene resulting in a reduction of the PARG activity;
 - (c) subjecting the identified plant cells or plants to stress conditions;
 - (d) identifying plant cells or plants that tolerate said stress conditions better than control plants.
14. A method to produce a plant tolerant to stress conditions comprising the steps of
- (a) selecting a plant cell line or a plant or plant line which is resistant to gallotannines;
 - (b) identifying those plant cells or plants that have a mutation in an endogenous ParG gene resulting in a reduction of the PARG activity;
 - (c) subjecting the identified plant cells or plants to stress conditions;
 - (d) identifying plant cells or plants that tolerate said stress conditions better than control plants.

Patentansprüche

1. Verfahren zur Herstellung einer gegenüber Stressbedingungen toleranten Pflanze, umfassend die folgenden Schritte:
- (a) Bereitstellen von Pflanzenzellen mit einem chimären Gen zur Erzeugung von transgenen Pflanzenzellen, wobei das chimäre Gen die folgenden operativ verknüpften DNA-Fragmente umfasst:
 - (i) einen in Pflanzen exprimierbaren Promoter;
 - (ii) eine DNA-Region, die, wenn sie transkribiert wird, ein ParG-hemmendes RNA-Molekül ergibt;
 - (iii) eine 3'-terminale Region, die an der Transkriptionstermination und der Polyadenylierung beteiligt ist;
 - (b) Regenerieren einer Population von transgenen Pflanzenlinien aus der transgenen Pflanzenzelle; und
 - (c) Identifizieren einer stresstoleranten Pflanzenlinie innerhalb der Population von transgenen Pflanzenlinien.
2. Verfahren nach Anspruch 1, wobei das ParG-hemmende RNA-Molekül eine Nukleotidsequenz mit mindestens 20 aufeinanderfolgenden Nukleotiden der Nukleotidsequenz des in der Pflanzenzelle vorhandenen ParG-Gens umfasst.

EP 1 616 013 B1

3. Verfahren nach Anspruch 1, wobei das ParG-hemmende RNA-Molekül eine Nukleotidsequenz mit mindestens 20 aufeinanderfolgenden Nukleotiden des Komplements der Nukleotidsequenz des in der Pflanzenzelle vorhandenen ParG-Gens umfasst.
- 5 4. Verfahren nach Anspruch 2 oder 3, wobei das chimäre Gen weiterhin eine DNA-Region, die für ein selbstspleißendes Ribozym codiert, zwischen der DNA-Region, die für das ParG-hemmende RNA-Molekül codiert, und der 3'-terminalen Region umfasst.
- 10 5. Verfahren nach Anspruch 1, wobei die ParG-hemmende RNA eine sense-Region umfassend eine Nukleotidsequenz mit mindestens 20 aufeinanderfolgenden Nukleotiden der Nukleotidsequenz des in der Pflanzenzelle vorhandenen ParG-Gens umfasst und eine antisense-Region umfassend eine Nukleotidsequenz mit mindestens 20 aufeinanderfolgenden Nukleotiden des Komplements der Nukleotidsequenz des in der Pflanzenzelle vorhandenen ParG-Gens umfasst, wobei die sense- und die antisense-Region fähig sind, eine Doppelstrang-RNA-Region umfassend mindestens 20 aufeinanderfolgende Nukleotide zu bilden.
- 15 6. Verfahren nach einem der Ansprüche 1 bis 5, wobei die Stressbedingungen aus der Reihe Hitze, Trockenheit, Nährstoffverarmung, Oxidationsstress oder Starklichtbedingungen ausgewählt sind.
- 20 7. Verfahren nach einem der Ansprüche 1 bis 6, das weiterhin umfasst, dass man die transgene Pflanzenlinie mit einer anderen Pflanzenlinie kreuzt, um stresstolerante Nachkommenschaftspflanzen zu erhalten.
8. DNA-Molekül, das Folgendes umfasst:
- 25 (i) einen in Pflanzen exprimierbaren Promoter;
(ii) eine DNA-Region, die, wenn sie transkribiert wird, ein ParG-hemmendes RNA-Molekül ergibt;
9. DNA-Molekül nach Anspruch 8, wobei die DNA-Region eine Nukleotidsequenz mit mindestens 21 bis 100 Nukleotiden einer Nukleotidsequenz, die für ein Protein umfassend die Aminosäuresequenz von SEQ ID No 1, 2 oder 16 codiert, oder mindestens 21 bis 100 Nukleotide einer Nukleotidsequenz von SEQ ID No 3, 4, 15 oder 23 umfasst.
- 30 10. Pflanzenzelle, die das DNA-Molekül nach Anspruch 8 oder 9 umfasst.
11. Pflanze, die im Wesentlichen aus den Pflanzenzellen nach Anspruch 10 besteht.
- 35 12. Samen und Vermehrungsmaterial einer Pflanze nach Anspruch 11, umfassend das chimäre Gen nach Anspruch 9 oder 10.
13. Verfahren zur Herstellung einer Pflanze, die gegenüber Stressbedingungen tolerant ist, umfassend die folgenden Schritte:
- 40 (a) Mutagenisieren einer Pflanzenzelllinie oder einer Pflanze oder einer Pflanzenlinie;
(b) Identifizieren derjenigen Pflanzenzellen oder Pflanzen, die eine Mutation in einem endogenen ParG-Gen aufweisen, die zu einer Reduktion der PARG-Aktivität führt;
(c) Aussetzen der identifizierten Pflanzenzellen oder Pflanzen an Stressbedingungen;
- 45 (d) Identifizieren der Pflanzenzellen oder Pflanzen, die die Stressbedingungen besser tolerieren als Kontrollpflanzen.
14. Verfahren zur Herstellung einer Pflanze, die gegenüber Stressbedingungen tolerant ist, umfassend die folgenden Schritte:
- 50 (a) Selektieren einer Pflanzenzelllinie oder einer Pflanze oder einer Pflanzenlinie, die gegenüber Gallotanninen resistent ist;
(b) Identifizieren derjenigen Pflanzenzellen oder Pflanzen, die eine Mutation in einem endogenen ParG-Gen aufweisen, die zu einer Reduktion der PARG-Aktivität führt;
- 55 (c) Aussetzen der identifizierten Pflanzenzellen oder Pflanzen an Stressbedingungen;
(d) Identifizieren der Pflanzenzellen oder Pflanzen, die die Stressbedingungen besser tolerieren als Kontrollpflanzen.

Revendications

1. Procédé de production d'une plante tolérante à des conditions de stress, comprenant les étapes de
 - (a) mise à disposition de cellules végétales comportant un gène chimère pour créer des cellules de plantes transgéniques, ledit gène chimère comprenant les fragments d'ADN liés d'une manière opérationnelle suivants :
 - (i) un promoteur exprimable dans des plantes ;
 - (ii) une région d'ADN qui, après transcription, donne une molécule d'ARN inhibitrice de ParG ;
 - (iii) une région 3'-terminale impliquée dans la terminaison de transcription et dans la polyadénylation ;
 - (b) régénération d'une population de lignées de plantes transgéniques à partir de ladite cellule de plantes transgéniques ; et
 - (c) identification d'une lignée de plantes tolérantes au stress, à l'intérieur de ladite population de lignées de plantes transgéniques.
2. Procédé selon la revendication 1, dans lequel ladite molécule d'ARN inhibitrice de ParG comprend une séquence nucléotidique d'au moins 20 nucléotides consécutifs de la séquence nucléotidique du gène ParG présent dans ladite cellule végétale.
3. Procédé selon la revendication 1, dans lequel ladite molécule d'ARN inhibitrice de ParG comprend une séquence nucléotidique d'au moins 20 nucléotides consécutifs du complément de la séquence nucléotidique du gène ParG présent dans ladite cellule végétale. séquence nucléotidique d'au moins 20 nucléotides consécutifs du complément de la séquence nucléotidique du gène ParG présent dans ladite cellule végétale.
4. Procédé selon la revendication 2 ou 3, dans lequel ledit gène chimère comprend en outre une région d'ADN codant pour un ribozyme à auto-épissage entre ladite région d'ADN codant pour ladite molécule d'ARN inhibitrice de ParG et ladite région 3'-terminale.
5. Procédé selon la revendication 1, dans lequel ledit ARN inhibiteur de ParG comprend une région sens comprenant une séquence nucléotidique d'au moins 20 nucléotides consécutifs de la séquence nucléotidique du gène ParG présent dans ladite cellule végétale et une région antisens comprenant une séquence nucléotidique d'au moins 20 nucléotides consécutifs du complément de la séquence nucléotidique du gène ParG présent dans ladite cellule végétale, ladite région sens et ladite région antisens étant capables de former une région d'ARN double brin comprenant lesdits au moins 20 nucléotides consécutifs.
6. Procédé selon l'une quelconque des revendications 1 à 5, dans lequel lesdites conditions de stress sont choisies parmi la chaleur, la sécheresse, l'épuisement en nutriments, le stress oxydatif ou les conditions d'une forte luminosité.
7. Procédé selon l'une quelconque des revendications 1 à 6, qui comprend en outre le croisement de ladite lignée de plantes transgéniques avec une autre lignée végétale pour obtenir des plantes de descendance tolérantes au stress.
8. Molécule d'ADN, comprenant :
 - (i) un promoteur exprimable dans des plantes ;
 - (ii) une région d'ADN qui, après transcription, donne une molécule d'ARN inhibitrice de ParG ;
9. Molécule d'ADN selon la revendication 8, dans laquelle ladite région d'ADN comprend une séquence nucléotidique d'au moins 21 à 100 nucléotides d'une séquence nucléotidique codant pour une protéine comprenant la séquence d'acides aminés de SEQ ID N°1, 2 ou 16, ou au moins 21 à 100 nucléotides d'une séquence nucléotidique de SEQ ID N°3, 4, 15 ou 23.
10. Cellule végétale comprenant la molécule d'ADN de la revendication 8 ou 9.
11. Plante consistant essentiellement en des cellules végétales de la revendication 10.
12. Graines et matériel de reproduction d'une plante selon la revendication 11, comprenant le gène chimère de la revendication 9 ou 10.

EP 1 616 013 B1

13. Procédé de production d'une plante tolérante à des conditions de stress, comprenant les étapes de

- 5 (a) soumission d'une lignée de cellules végétales ou d'une plante ou d'une lignée végétale à une mutagenèse ;
(b) identification des cellules végétales ou des plantes qui possèdent une mutation dans un gène ParG endogène, conduisant à une réduction de l'activité de ParG ;
(c) soumission des cellules végétales ou des plantes identifiées à des conditions de stress ;
(d) identification des cellules végétales ou des plantes qui tolèrent lesdites conditions de stress mieux que des plantes témoins.

10 14. Procédé de production d'une plante tolérante à des conditions de stress, comprenant les étapes de

- 15 (a) sélection d'une lignée de cellules végétales ou d'une plante ou d'une lignée végétale qui est résistante au gallotannines ;
(b) identification des cellules végétales ou des plantes qui possèdent une mutation dans un gène ParG endogène, conduisant à une réduction de l'activité de ParG ;
(c) soumission des cellules végétales ou des plantes identifiées à des conditions de stress ;
(d) identification des cellules végétales ou des plantes qui tolèrent lesdites conditions de stress mieux que des plantes témoins.

20

25

30

35

40

45

50

55

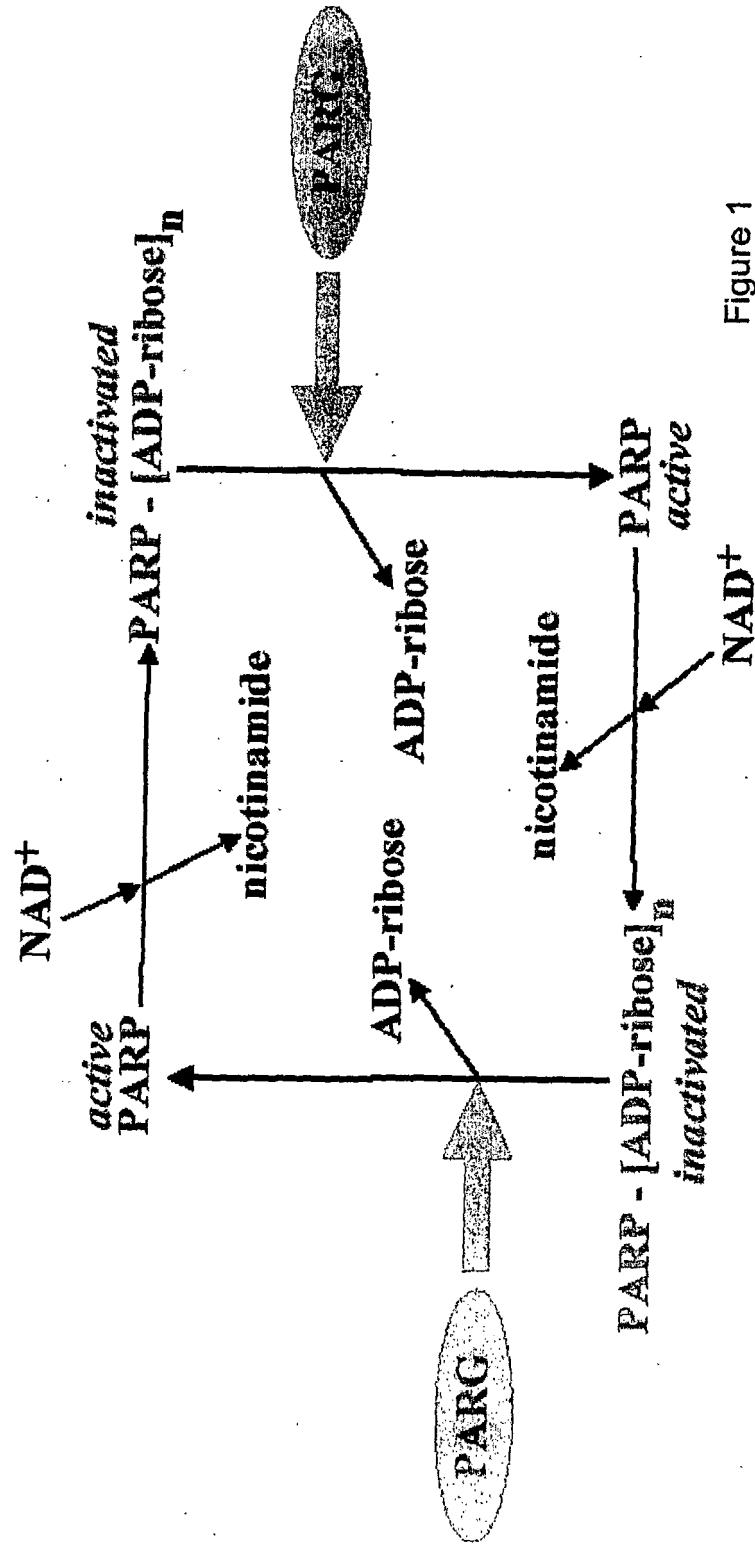


Figure 1

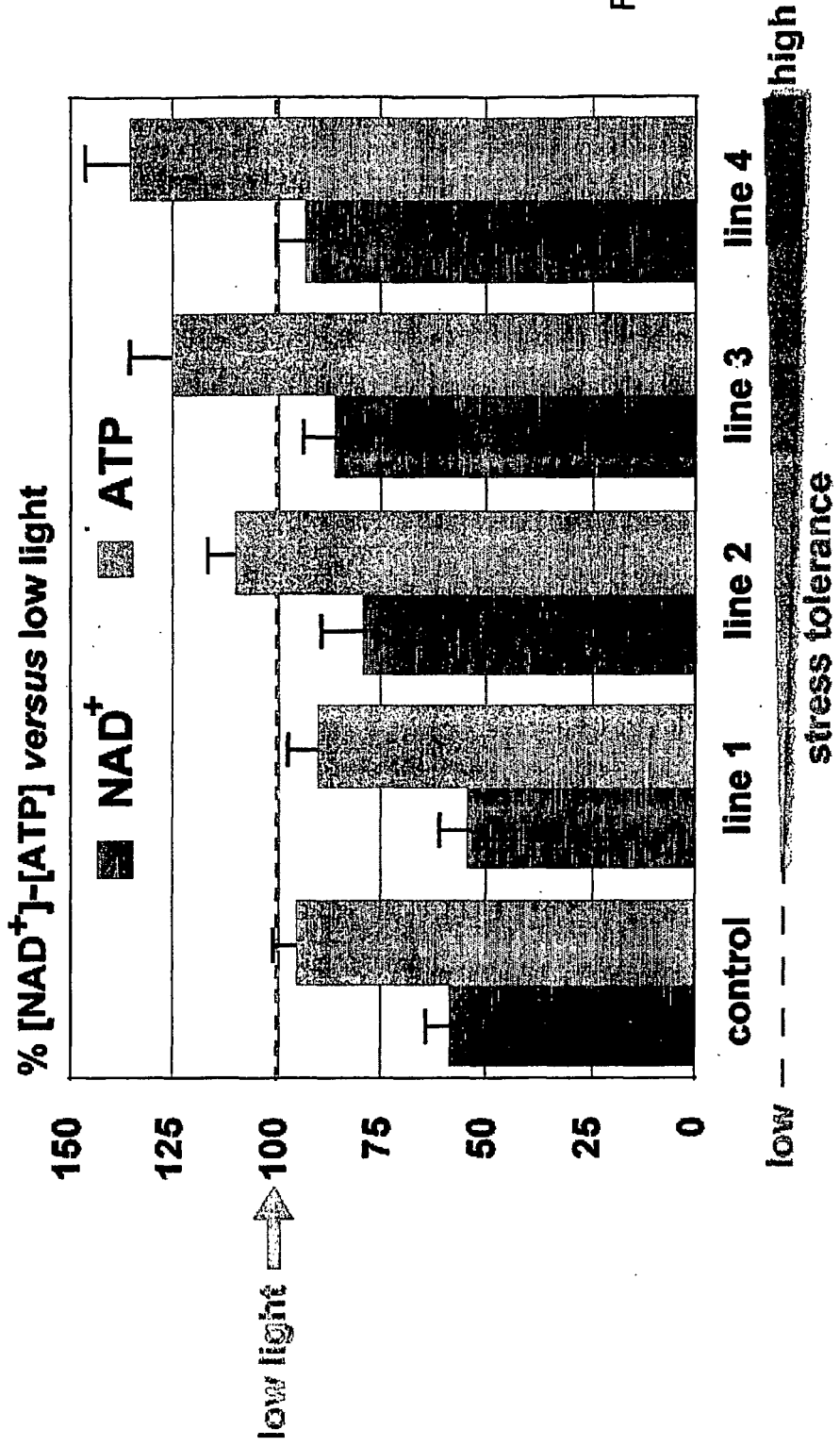


Figure 2

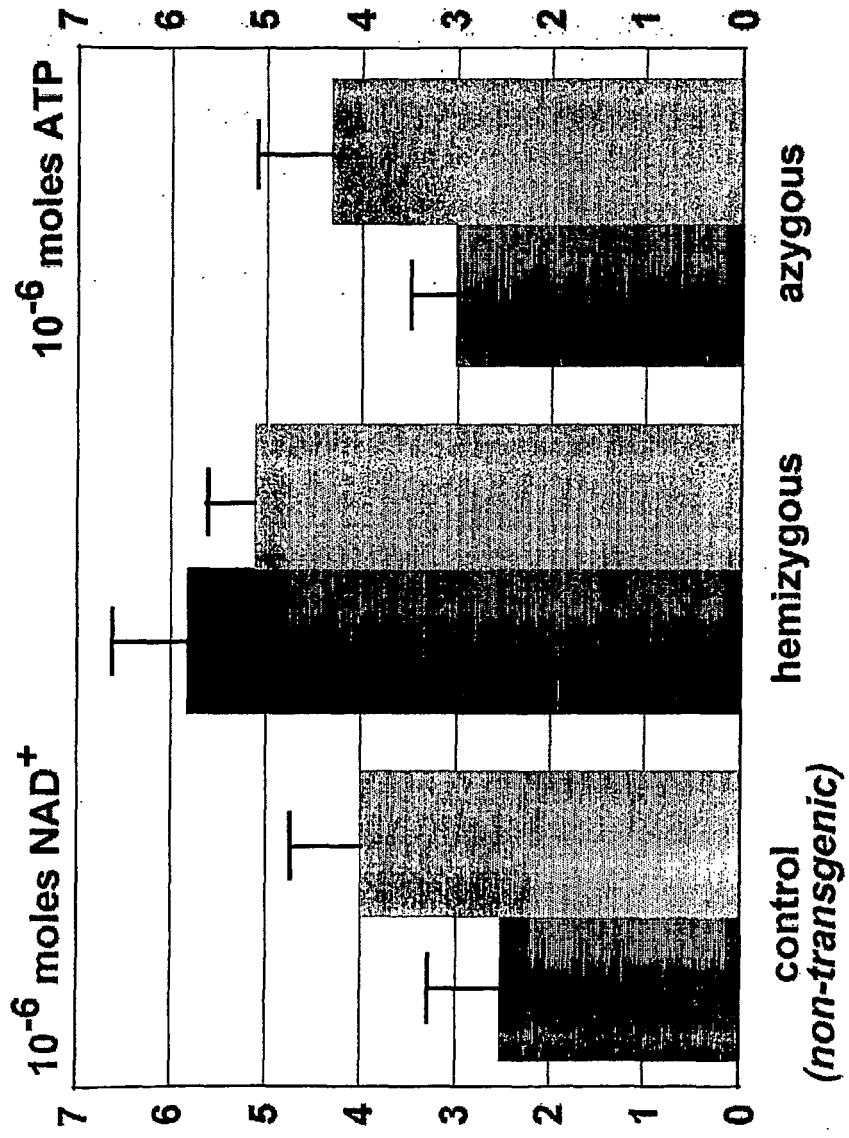


Figure 3

REFERENCES CITED IN THE DESCRIPTION

This list of references cited by the applicant is for the reader's convenience only. It does not form part of the European patent document. Even though great care has been taken in compiling the references, errors or omissions cannot be excluded and the EPO disclaims all liability in this regard.

Patent documents cited in the description

- WO 0004173 A [0008] [0056] [0093] [0096] [0098]
- US 2002040490 A [0011]
- WO 03000898 A [0012]
- WO 03008540 A [0013]
- WO 0001133 A [0039]
- WO 9953050 A [0040] [0041]
- WO 02059294 A [0041]
- WO 9606932 A [0054]
- WO 8903887 A [0054]
- WO 8910396 A [0054]
- WO 9213956 A [0054]
- WO 9713865 A [0054]
- WO 0063397 A [0057]
- WO 0213964 A [0057]
- WO 0175167 A [0058]
- EP 03076044 A [0141]
- US 60496688 B [0141]

Non-patent literature cited in the description

- **Panda et al.** *Dev. Cell.*, 2002, vol. 3, 51-61 [0010]
- **Sambrook et al.** *Molecular Cloning: A Laboratory Manual*. Cold Spring Harbor, 1989 [0032]
- Targeted Induced Local Lesions in Genomes. **McCullum et al.** *Plant Physiology*. vol. 123, 439-442 [0058]
- **Maes et al.** *Trends in Plant Science*, 1999, vol. 4, 90-96 [0058]
- **Ying et al.** *Proc. Natl. Acad. Sci. USA*, 2001, vol. 98 (21), 12227-12232 [0059]
- **Swanson, R.A.** *NeuroReport*, 2000, vol. 11 (7), 1385-1388 [0059]
- **Sambrook et al.** *Molecular Cloning: A Laboratory Manual*. Cold Spring Harbor Laboratory Press, 1989 [0065]
- **Ausubel et al.** *Current Protocols in Molecular Biology*. 1994, vol. 1, 2 [0065]
- **R.D.D. Croy.** *Plant Molecular Biology Labfax*. BIOS Scientific Publications Ltd (UK), 1993 [0065]
- **Sambrook ; Russell.** *Molecular Cloning: A Laboratory Manual*. Cold Spring Harbor Laboratory Press, 2001 [0065]
- **Brown.** *Molecular Biology LabFax*. Academic Press, 1998, vol. I , II [0065]
- **Dieffenbach ; Dveksler.** *PCR Primer: A Laboratory Manual*. Cold Spring Harbor Laboratory Press, 1995 [0065]
- **McPherson.** *PCR - Basics: From Background to Bench*. Springer Verlag, 2000 [0065]
- **Rawlyer et al.** *Plant Physiol.*, 1999, vol. 120, 293-300 [0107]
- **De Block ; De Brouwer.** *Plant Physiol. Biochem.*, 2002, vol. 40, 845-852 [0114]
- **Karp et al.** *Anal. Biochem.*, 1983, vol. 128, 175-180 [0129]